

Eaton Vance
Tax-Managed Diversified Equity
Income Fund (ETY)

Annual Report

October 31, 2023

Commodity Futures Trading Commission Registration. The Commodity Futures Trading Commission (“CFTC”) has adopted regulations that subject registered investment companies and advisers to regulation by the CFTC if a fund invests more than a prescribed level of its assets in certain CFTC-regulated instruments (including futures, certain options and swap agreements) or markets itself as providing investment exposure to such instruments. The investment adviser has claimed an exclusion from the definition of “commodity pool operator” under the Commodity Exchange Act with respect to its management of the Fund. Accordingly, neither the Fund nor the adviser with respect to the operation of the Fund is subject to CFTC regulation. Because of its management of other strategies, the Fund’s adviser is registered with the CFTC as a commodity pool operator. The adviser is also registered as a commodity trading advisor.

Managed Distribution Plan. Pursuant to an exemptive order issued by the Securities and Exchange Commission (Order), the Fund is authorized to distribute long-term capital gains to shareholders more frequently than once per year. Pursuant to the Order, the Fund’s Board of Trustees approved a Managed Distribution Plan (MDP) pursuant to which the Fund makes monthly cash distributions to common shareholders, stated in terms of a fixed amount per common share.

The Fund currently distributes monthly cash distributions equal to \$0.0805 per share in accordance with the MDP. You should not draw any conclusions about the Fund’s investment performance from the amount of these distributions or from the terms of the MDP. The MDP will be subject to regular periodic review by the Fund’s Board of Trustees and the Board may amend or terminate the MDP at any time without prior notice to Fund shareholders. However, at this time there are no reasonably foreseeable circumstances that might cause the termination of the MDP.

The Fund may distribute more than its net investment income and net realized capital gains and, therefore, a distribution may include a return of capital. A return of capital distribution does not necessarily reflect the Fund’s investment performance and should not be confused with “yield” or “income.” With each distribution, the Fund will issue a notice to shareholders and a press release containing information about the amount and sources of the distribution and other related information. The amounts and sources of distributions contained in the notice and press release are only estimates and are not provided for tax purposes. The amounts and sources of the Fund’s distributions for tax purposes will be reported to shareholders on Form 1099-DIV for each calendar year.

Fund shares are not insured by the FDIC and are not deposits or other obligations of, or guaranteed by, any depository institution. Shares are subject to investment risks, including possible loss of principal invested.

Annual Report October 31, 2023

Eaton Vance

Tax-Managed Diversified Equity Income Fund

Table of Contents

Management's Discussion of Fund Performance	2
Performance	4
Fund Profile	5
The Fund's Investment Objectives, Principal Strategies and Principal Risks	6
Summary of Fund Expenses	11
Trading and NAV Information	12
Endnotes and Additional Disclosures	13
Financial Statements	14
Report of Independent Registered Public Accounting Firm	26
Federal Tax Information	27
Annual Meeting of Shareholders	28
Dividend Reinvestment Plan	29
Board of Trustees' Contract Approval	31
Management and Organization	35
Privacy Notice	38
Important Notices	40

Eaton Vance

Tax-Managed Diversified Equity Income Fund

October 31, 2023

Management's Discussion of Fund Performance[†]

Economic and Market Conditions

For U.S. equity investors, the 12-month period ended October 31, 2023, was a roller-coaster ride, driven largely by shifting perceptions of whether the U.S. Federal Reserve (the Fed) could bring the world's largest economy in for a soft landing, and changing expectations of how long interest rates might remain high.

During the opening month of the period, stocks rallied on strong corporate earnings, attractive valuations, and hope the Fed might slow the pace of its interest rate hikes. But in December 2022, equities lost ground as "higher for longer" interest rate fears returned. A continuing irony throughout the period was that good economic news -- record low unemployment, strong job creation, and robust consumer spending -- was viewed as bad news for inflation and fuel for future rate hikes that could weigh on stock prices.

In January 2023, however, U.S. equities began a rally that lasted through July. The initial tailwind was ChatGPT, an artificial intelligence (AI) application that led investors to perceive AI might become the next big innovation to drive the information technology (IT) sector. As a result, IT -- one of the worst-performing sectors in 2022 -- became the standout sector of the first half of 2023. Earlier recession fears that had weighed on stock prices receded as many investors came around to the view that the U.S. economy was doing surprisingly well.

But in the final three months of the period, the bond market halted the stock market's momentum. As it became clear the Fed would keep rates higher for longer than investors had anticipated just a few months earlier, longer-term bond interest rates rose sharply. Given the potential for relatively attractive returns with lower risk than stocks, many investors shifted from equity assets to bonds. In the final two days of the period, however, signs of a stock rally emerged as investors began to believe the Fed might have reached the end of its monetary tightening cycle.

For the period as a whole, however, U.S. equity performance was solid. The S&P 500[®] Index, a broad measure of U.S. stocks, returned 10.14%; the blue-chip Dow Jones Industrial Average[®] returned 3.17%; and the tech-heavy Nasdaq Composite Index returned 17.99%.

Fund Performance

For the 12-month period ended October 31, 2023, Eaton Vance Tax-Managed Diversified Equity Income Fund (the Fund) returned 11.53% at net asset value of its common shares (NAV). The Fund outperformed its primary benchmark, the S&P 500[®] Index (the Index), which returned 10.14%; and outperformed its secondary benchmark, the Cboe S&P 500 BuyWrite IndexSM, which returned 7.27% during the period.

The Fund's options strategy -- designed to limit exposure to market volatility and contribute to current income -- had a positive impact on Fund performance relative to the Index during the period. This result was contrary to what might normally be expected during a period of largely positive equity market performance. Generally, the options strategy is intended to be beneficial during times of market weakness and may detract from performance during periods of market strength.

The positive contribution of the options strategy in a generally upward-moving market was the result of two phenomena: First, the market did not experience many quick and large rallies, which can lead to significant losses when selling options. Second, the options strategy benefited from larger-than-normal unrealized gains in mark to market prices -- asset prices accounting for current market conditions, rather than their original purchase price -- when the market turned downward during the final month of the period.

The Fund's common stock portfolio outperformed the Index and contributed to relative returns. On an individual stock basis, the largest contributor to Index-relative returns was the Fund's overweight position in Meta Platforms, Inc. (Meta) -- the social media giant behind Facebook, Instagram, and Messenger. Meta's stock price more than doubled during the period, as advertising revenues rebounded on improved ad targeting, while profit margins exceeded expectations due to more rational spending on longer-term initiatives.

On a sector basis, contributors to performance versus the Index included stock selections in the health care sector; stock selections and an overweight position in the communication services sector, the best-performing sector within the Index and the Fund; and an underweight position in the real estate sector, which posted negative performance in the Index during the period.

In contrast, the largest detractor from Fund returns relative to the Index on an individual stock basis was an out-of-Index position in TransUnion, one of three major agencies that report consumer credit scores used for loan decisions. TransUnion's share price fell to a six-year low in October 2023, after the company missed third-quarter earnings and sales projections, and lowered future earnings projections, citing slower global lending activity.

On a sector basis, detractors from performance versus the Index during the period included stock selections and an underweight position in the information technology sector, stock selections in the utilities sector, and stock selections and an overweight position in the energy sector.

See *Endnotes and Additional Disclosures in this report*.

Past performance is no guarantee of future results. Returns are historical and are calculated net of management fees and other expenses by determining the percentage change in net asset value (NAV) or market price (as applicable) with all distributions reinvested in accordance with the Fund's Dividend Reinvestment Plan. Furthermore, returns do not reflect the deduction of taxes that shareholders may have to pay on Fund distributions or upon the sale of Fund shares. Performance at market price will differ from performance at NAV due to variations in the Fund's market price versus NAV, which may reflect factors such as fluctuations in supply and demand for Fund shares, changes in Fund distributions, shifting market expectations for the Fund's future returns and distribution rates, and other considerations affecting the trading prices of closed-end funds. Investment return and principal value will fluctuate so that shares, when sold, may be worth more or less than their original cost. Performance for periods less than or equal to one year is cumulative. Performance is for the stated time period only; due to market volatility, current Fund performance may be lower or higher than the quoted return. For performance as of the most recent month-end, please refer to eatonvance.com.

Eaton Vance

Tax-Managed Diversified Equity Income Fund

October 31, 2023

Management's Discussion of Fund Performance[†] — continued

Fund Distributions

Pursuant to an exemptive order issued by the Securities and Exchange Commission (the Order), the Fund is authorized to distribute long-term capital gains to shareholders more frequently than once per year. Pursuant to the Order, the Fund's Board of Trustees approved a Managed Distribution Plan (MDP) pursuant to which the Fund makes monthly cash distributions to common shareholders. The Fund's MDP had no effect on the Fund's investment strategy during the most recent fiscal year and is not expected to have an effect in future periods, but distributions in excess of Fund returns will cause its per share NAV to erode. Investors should not draw any conclusions about the Fund's investment performance from the amount of its distribution or from the terms of its MDP.

For the period from November 1, 2022 to October 31, 2023, the Fund made monthly distributions of \$0.0805 per share. The Fund's distributions may be comprised of amounts characterized for federal income tax purposes as qualified and non-qualified ordinary dividends, capital gains and non-dividend distributions, also known as return of capital distributions. The federal income tax character of distributions is determined after the end of the calendar year and reported to shareholders on the Internal Revenue Service's form 1099-DIV. For additional information, see Note 2 in the Notes to Financial Statements herein.

See Endnotes and Additional Disclosures in this report.

Past performance is no guarantee of future results. Returns are historical and are calculated net of management fees and other expenses by determining the percentage change in net asset value (NAV) or market price (as applicable) with all distributions reinvested in accordance with the Fund's Dividend Reinvestment Plan. Furthermore, returns do not reflect the deduction of taxes that shareholders may have to pay on Fund distributions or upon the sale of Fund shares. Performance at market price will differ from performance at NAV due to variations in the Fund's market price versus NAV, which may reflect factors such as fluctuations in supply and demand for Fund shares, changes in Fund distributions, shifting market expectations for the Fund's future returns and distribution rates, and other considerations affecting the trading prices of closed-end funds. Investment return and principal value will fluctuate so that shares, when sold, may be worth more or less than their original cost. Performance for periods less than or equal to one year is cumulative. Performance is for the stated time period only; due to market volatility, current Fund performance may be lower or higher than the quoted return. For performance as of the most recent month-end, please refer to eatonvance.com.

Eaton Vance

Tax-Managed Diversified Equity Income Fund

October 31, 2023

Performance

Portfolio Manager(s) Charles B. Gaffney and Douglas R. Rogers CFA, CMT.

% Average Annual Total Returns ¹	Inception Date	One Year	Five Years	Ten Years
Fund at NAV	11/30/2006	11.53%	8.57%	8.94%
Fund at Market Price	—	(0.39)	8.05	9.42
S&P 500® Index	—	10.14%	11.00%	11.17%
Cboe S&P 500 BuyWrite Index SM	—	7.27	3.85	5.42

% Premium/Discount to NAV²

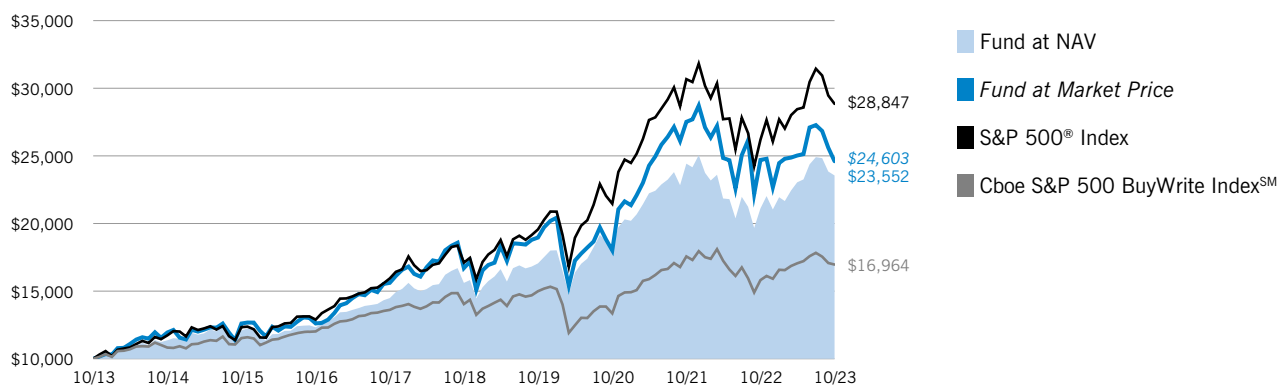
As of period end	(5.66)%
------------------	---------

Distributions³

Total Distributions per share for the period	\$0.966
Distribution Rate at NAV	8.28%
Distribution Rate at Market Price	8.77

Growth of \$10,000

This graph shows the change in value of a hypothetical investment of \$10,000 in the Fund for the period indicated. For comparison, the same investment is shown in the indicated index.



See Endnotes and Additional Disclosures in this report.

Past performance is no guarantee of future results. Returns are historical and are calculated net of management fees and other expenses by determining the percentage change in net asset value (NAV) or market price (as applicable) with all distributions reinvested in accordance with the Fund's Dividend Reinvestment Plan. Furthermore, returns do not reflect the deduction of taxes that shareholders may have to pay on Fund distributions or upon the sale of Fund shares. Performance at market price will differ from performance at NAV due to variations in the Fund's market price versus NAV, which may reflect factors such as fluctuations in supply and demand for Fund shares, changes in Fund distributions, shifting market expectations for the Fund's future returns and distribution rates, and other considerations affecting the trading prices of closed-end funds. Investment return and principal value will fluctuate so that shares, when sold, may be worth more or less than their original cost. Performance for periods less than or equal to one year is cumulative. Performance is for the stated time period only; due to market volatility, current Fund performance may be lower or higher than the quoted return. For performance as of the most recent month-end, please refer to eatonvance.com.











Eaton Vance

Tax-Managed Diversified Equity Income Fund

October 31, 2023

Fund Profile

Sector Allocation (% of total investments)¹

Information Technology		28.6%
Financials		13.4
Health Care		12.2
Communication Services		10.0
Industrials		9.6
Consumer Discretionary		9.3
Consumer Staples		7.5
Energy		3.9
Materials		3.0
Utilities		2.3

Top 10 Holdings (% of total investments)¹

Microsoft Corp.	9.3%
Apple, Inc.	8.1
Amazon.com, Inc.	4.7
NVIDIA Corp.	3.9
Meta Platforms, Inc., Class A	3.8
Alphabet, Inc., Class C	3.7
Mastercard, Inc., Class A	3.0
Walmart, Inc.	2.8
Eli Lilly & Co.	2.7
AbbVie, Inc.	2.2
Total	44.2%

Footnotes:

¹ Depictions do not reflect the Fund's option positions. Excludes cash and cash equivalents.

Eaton Vance

Tax-Managed Diversified Equity Income Fund

October 31, 2023

The Fund's Investment Objectives, Principal Strategies and Principal Risks[‡]

Investment Objectives. The Fund's primary investment objective is to provide current income and gains, with a secondary objective of capital appreciation.

Principal Strategies. Under normal market conditions, the Fund's investment program consists of owning a diversified portfolio of common stocks. The Fund seeks to earn high levels of tax-advantaged income and gains by (1) investing in stocks that pay dividends that qualify for favorable federal income tax treatment and/or (2) writing (selling) stock index call options with respect to a portion of its common stock portfolio value.

Under normal market conditions, the Fund invests at least 80% of its total assets in a combination of (1) dividend-paying common stocks and (2) common stocks the value of which is subject to covered written index call options.

Typically, the Fund invests in common stocks of United States issuers. The Fund may invest up to 40% of its total assets in securities of foreign issuers, including securities evidenced by American Depositary Receipts ("ADRs"), Global Depositary Receipts ("GDRs") and European Depositary Receipts ("EDRs"). The Fund may invest up to 5% of its total assets in securities of emerging market issuers. The Fund expects that its assets will normally be invested across a broad range of industries and market sectors. The Fund may not invest 25% or more of its total assets in the securities of issuers in any single industry. The Fund may invest a portion of its assets in stocks of mid-capitalization companies.

The Fund writes call options on one or more broad-based stock indices that the Adviser believes collectively approximate the characteristics of its common stock portfolio (or that portion of its portfolio against which options are written) and that present attractive opportunities to earn options premiums. The Fund writes call options on the S&P 500® Index (the "S&P 500®") and may also write call options on other domestic and foreign stock indices. Over time, the indices on which the Fund writes call options may vary as a result of changes in the availability and liquidity of various listed index options, changes in stock portfolio holdings, the Adviser's evaluation of equity market conditions and other factors. Writing index call options involves a tradeoff between the option premiums received and reduced participation in potential future stock price appreciation.

The Fund may consider investments in stocks that pay dividends that qualify for federal income taxation at rates applicable to long-term capital gains and may seek to enhance the level of tax-advantaged dividend income it receives by engaging in dividend capture trading. In a dividend capture trade, the Fund sells a stock on or shortly after the stock's ex-dividend date and uses the sale proceeds to purchase one or more other stocks that are expected to pay dividends before the next dividend payment on the stock being sold. Through this practice, the Fund may receive more dividend payments over a given time period than if it held a single stock. By complying with applicable holding period and other requirements while engaging in dividend capture trading, the Fund may enhance the level of tax-advantaged dividend income it receives. The use of dividend capture trading strategies will expose the Fund to increased trading costs and potentially higher short-term gain or loss. The Fund may use derivatives to manage exposure to certain sectors and/or markets in connection with its use of dividend capture trading. The Fund may buy and sell equity index futures contracts for this purpose but may also engage in other types of derivatives to manage such exposures.

Principal Risks

Market Discount Risk. As with any security, the market value of the common shares may increase or decrease from the amount initially paid for the common shares. The Fund's common shares have traded both at a premium and at a discount relative to NAV. The shares of closed-end management investment companies frequently trade at a discount from their NAV. This is a risk separate and distinct from the risk that the Fund's NAV may decrease.

Market Risk. The value of investments held by the Fund may increase or decrease in response to social, economic, political, financial, public health crises or other disruptive events (whether real, expected or perceived) in the U.S. and global markets and include events such as war, natural disasters, epidemics and pandemics, terrorism, conflicts and social unrest. These events may negatively impact broad segments of businesses and populations and may exacerbate pre-existing risks to the Fund. The frequency and magnitude of resulting changes in the value of the Fund's investments cannot be predicted. Certain securities and other investments held by the Fund may experience increased volatility, illiquidity, or other potentially adverse effects in reaction to changing market conditions. Monetary and/or fiscal actions taken by U.S. or foreign governments to stimulate or stabilize the global economy may not be effective and could lead to high market volatility. No active trading market may exist for certain investments held by the Fund, which may impair the ability of the Fund to sell or to realize the current valuation of such investments in the event of the need to liquidate such assets.

Issuer Risk. The value of securities held by the Fund may decline for a number of reasons that directly relate to the issuer, such as management performance, financial leverage and reduced demand for the issuer's goods and services.

Equity Securities Risk. The value of equity securities and related instruments may decline in response to adverse changes in the economy or the economic outlook; deterioration in investor sentiment; interest rate, currency, and commodity price fluctuations; adverse geopolitical, social or environmental developments; issuer and sector-specific considerations; unexpected trading activity among retail investors; or other factors. Market conditions may affect certain types of stocks to a greater extent than other types of stocks. If the stock market declines in value, the value of the Fund's equity securities will also likely decline. Although prices can rebound, there is no assurance that values will return to previous levels.

Risks of Investing in Smaller and Mid-Sized Companies. The Fund may make investments in stocks of companies whose market capitalization is considered middle sized or "mid-cap." Smaller and mid-sized companies often are newer or less established companies than larger capitalization companies. Investments in smaller and mid-sized companies carry additional risks because earnings of these companies tend to be less predictable; they often have limited product lines, markets, distribution channels or financial resources; and the management of such companies may be dependent upon one or a few key people. The market movements of equity securities of smaller and mid-sized companies may be more abrupt or erratic than the market

Eaton Vance

Tax-Managed Diversified Equity Income Fund

October 31, 2023

The Fund's Investment Objectives, Principal Strategies and Principal Risks[‡] — continued

movements of equity securities of larger, more established companies or the stock market in general. Historically, smaller and mid-sized companies have sometimes gone through extended periods when they did not perform as well as larger companies. In addition, equity securities of smaller and mid-sized companies generally are less liquid than those of larger companies. This means that the Fund could have greater difficulty selling such securities at the time and price that the Fund would like.

Option Strategy Risk. The Fund's option strategy seeks to take advantage of, and its effectiveness is dependent on, a general excess of option price-implied volatilities for the S&P 500[®] over realized index volatilities. This market observation is often attributed to an excess of natural buyers over natural sellers of S&P 500[®] index options. There can be no assurance that this imbalance will apply in the future over specific periods or generally. It is possible that the imbalance could decrease or be eliminated by actions of investors, including the Fund, that employ strategies seeking to take advantage of the imbalance, which could have an adverse effect on the Fund's ability to achieve its investment objective.

Risk of Selling Index Call Options. The purchaser of an index call option has the right to any appreciation in the value of the index over the exercise price of the call option as of the valuation date of the option. Because their exercise is settled in cash, sellers of index call options such as the Fund cannot provide in advance for their potential settlement obligations by acquiring and holding the underlying securities. The Fund intends to mitigate the risks of its options activities by holding a diversified portfolio of stocks that the Fund's investment adviser believes collectively approximate the characteristics of the indices on which options are written. The Fund will not, however, hold stocks that fully replicate the indices on which it writes call options. Due to tax considerations, the Fund intends to limit the overlap between its stock holdings (and any subset thereof) and each index on which it has outstanding options positions to less than 70% on an ongoing basis. The Fund's stock holdings will normally include stocks not included in the indices on which it writes call options. Consequently, the Fund bears the risk that the performance of its stock portfolio will vary from the performance of the indices on which it writes call options. As the writer of index call options, the Fund will forgo, during the option's life, the opportunity to profit from increases in the value of the applicable index above the sum of the option premium received and the exercise price of the call option, but retains the risk of loss, minus the option premium received, should the value of the applicable index decline. When a call option is exercised, the Fund will be required to deliver an amount of cash determined by the excess of the value of the applicable index at contract termination over the exercise price of the option. Thus, the exercise of index call options sold by the Fund may require the Fund to sell portfolio securities to generate cash at inopportune times or for unattractive prices. The trading price of options may be adversely affected if the market for such options becomes less liquid or smaller. The Fund may close out a call option by buying the option instead of letting it expire or be exercised. There can be no assurance that a liquid market will exist when the Fund seeks to close out a call option position by buying the option.

Derivatives Risk. The Fund's exposure to derivatives involves risks different from, or possibly greater than, the risks associated with investing directly in securities and other investments. The use of derivatives can lead to losses because of adverse movements in the price or value of the security, instrument, index, currency, commodity, economic indicator or event underlying a derivative ("reference instrument"), due to failure of a counterparty or due to tax or regulatory constraints. Derivatives may create leverage in the Fund, which represents a non-cash exposure to the underlying reference instrument. Leverage can increase both the risk and return potential of the Fund. Derivatives risk may be more significant when derivatives are used to enhance return or as a substitute for a cash investment position, rather than solely to hedge the risk of a position held by the Fund. Use of derivatives involves the exercise of specialized skill and judgment, and a transaction may be unsuccessful in whole or in part because of market behavior or unexpected events. Changes in the value of a derivative (including one used for hedging) may not correlate perfectly with the underlying reference instrument. Derivative instruments traded in over-the-counter markets may be difficult to value, may be illiquid, and may be subject to wide swings in valuation caused by changes in the value of the underlying reference instrument. If a derivative's counterparty is unable to honor its commitments, the value of Fund shares may decline and the Fund could experience delays in (or be unable to achieve) the return of collateral or other assets held by the counterparty. The loss on derivative transactions may substantially exceed the initial investment. A derivative investment also involves the risks relating to the reference instrument underlying the investment.

Tax Risk. Although the Fund seeks to minimize and defer the federal income taxes incurred by common shareholders in connection with their investment in the Fund, there can be no assurance that it will be successful in this regard. The tax treatment and characterization of the Fund's distributions may change over time due to changes in the Fund's mix of investment returns and changes in the federal tax laws, regulations and administrative and judicial interpretations, potentially with retroactive effect. The Fund's investment program and the tax treatment of Fund distributions may be affected by IRS interpretations of the Internal Revenue Code of 1986, as amended and future changes in tax laws and regulations. While the Fund generally intends to use a variety of techniques and strategies designed to minimize and defer the federal income taxes incurred by common shareholders in connection with their investment in the Fund, certain of the Fund's investment practices are subject to complex federal income tax provisions that may, among other things, cause common shareholders to pay more tax than they otherwise would have, or to accelerate common shareholders' recognition of taxable income or gains.

Tax-Sensitive Investing Risk. The Fund may hold a security in order to achieve more favorable tax-treatment or to sell a security in order to create tax losses. The Fund's utilization of various tax-management techniques may be curtailed or eliminated by tax legislation, regulation or interpretations. The Fund may not be able to minimize taxable distributions to shareholders and a portion of the Fund's distributions may be taxable.

Foreign Investment Risk. Foreign investments can be adversely affected by political, economic and market developments abroad, including the imposition of economic and other sanctions by the United States or another country against a particular country or countries, organizations, entities and/or individuals. There may be less publicly available information about foreign issuers because they may not be subject to reporting practices, requirements or regulations comparable to those to which United States companies are subject. Adverse changes in investment regulations, capital requirements or exchange controls

Eaton Vance

Tax-Managed Diversified Equity Income Fund

October 31, 2023

The Fund's Investment Objectives, Principal Strategies and Principal Risks[‡] — continued

could adversely affect the value of the Fund's investment. Foreign markets may be smaller, less liquid and more volatile than the major markets in the United States, and as a result, Fund share values may be more volatile. Trading in foreign markets typically involves higher expense than trading in the United States. The Fund may have difficulties enforcing its legal or contractual rights in a foreign country. Depositary receipts are subject to many of the risks associated with investing directly in foreign instruments, including the political and economic risks of the underlying issuer's country and, in the case of depositary receipts traded on foreign markets, currency risk.

Emerging Markets Investment Risk. Investment markets within emerging market countries are typically smaller, less liquid, less developed and more volatile than those in more developed markets like the United States and may be focused in certain sectors. Emerging market securities often involve greater risks than developed market securities. The information available about an emerging market issuer may be less reliable than for comparable issuers in more developed capital markets. Such risks may be greater in frontier markets.

Currency Risk. Exchange rates for currencies fluctuate daily. The value of foreign investments may be affected favorably or unfavorably by changes in currency exchange rates in relation to the U.S. dollar. Currency markets generally are not as regulated as securities markets and currency transactions are subject to settlement, custodial and other operational risks.

Interest Rate Risk. The premiums from writing index call options and amounts available for distribution from the Fund's options activity may decrease in declining interest rate environments. The value of the Fund's common stock investments may also be influenced by changes in interest rates. Higher yielding stocks and stocks of issuers whose businesses are substantially affected by changes in interest rates may be particularly sensitive to interest rate risk.

Counterparty Risk. A financial institution or other counterparty with whom the Fund does business (such as trading or as a derivatives counterparty), or that underwrites, distributes or guarantees any instruments that the Fund owns or is otherwise exposed to, may decline in financial condition and become unable to honor its commitments. This could cause the value of Fund shares to decline or could delay the return or delivery of collateral or other assets to the Fund. Counterparty risk is increased for contracts with longer maturities.

Dividend Capture Trading Risk. The use of dividend capture strategies will expose the Fund to higher portfolio turnover, increased trading costs and potential for capital loss or gain, particularly in the event of significant short-term price movements of stocks subject to dividend capture trading.

Liquidity Risk. The Fund is exposed to liquidity risk when trading volume, lack of a market maker or trading partner, large position size, market conditions, or legal restrictions impair its ability to sell particular investments or to sell them at advantageous market prices. Consequently, the Fund may have to accept a lower price to sell an investment or continue to hold it or keep the position open, sell other investments to raise cash or abandon an investment opportunity, any of which could have a negative effect on the Fund's performance. These effects may be exacerbated during times of financial or political stress.

Leverage Risk. Certain Fund transactions may give rise to leverage. Leverage can result from a non-cash exposure to an underlying reference instrument. Leverage can increase both the risk and return potential of the Fund. Leverage can also result from borrowings or issuance of preferred shares. The use of leverage may cause the Fund to maintain liquid assets or liquidate portfolio positions when it may not be advantageous to do so to satisfy its obligations or to meet segregation requirements. Leverage may cause the Fund's NAV to be more volatile than if it had not been leveraged, as certain types of leverage may exaggerate the effect of any increase or decrease in the Fund's portfolio securities. The loss on leveraged investments may substantially exceed the initial investment.

Risks Associated with Active Management. The success of the Fund's investment strategy depends on portfolio management's successful application of analytical skills and investment judgment. Active management involves subjective decisions and there is no guarantee that such decisions will produce the desired results or expected returns.

Recent Market Conditions. The outbreak of COVID-19 and efforts to contain its spread have resulted in closing borders, enhanced health screenings, changes to healthcare service preparation and delivery, quarantines, cancellations, disruptions to supply chains and customer activity, as well as general concern and uncertainty. The impact of this coronavirus, and the effects of other infectious illness outbreaks, epidemics or pandemics may be short term or may continue for an extended period of time. Health crises caused by outbreaks of disease, such as the coronavirus outbreak, may exacerbate other pre-existing political, social and economic risks and disrupt normal market conditions and operations. For example, a global pandemic or other widespread health crisis could cause substantial market volatility and exchange trading suspensions and closures. In addition, the increasing interconnectedness of markets around the world may result in many markets being affected by events or conditions in a single country or region or events affecting a single or small number of issuers. The coronavirus outbreak and public and private sector responses thereto have led to large portions of the populations of many countries working from home for indefinite periods of time, temporary or permanent layoffs, disruptions in supply chains, and lack of availability of certain goods. The impact of such responses could adversely affect the information technology and operational systems upon which the Fund and the Fund's service providers rely, and could otherwise disrupt the ability of the employees of the Fund's service providers to perform critical tasks relating to the Fund. Any such impact could adversely affect the Fund's performance, or the performance of the securities in which the Fund invests and may lead to losses on your investment in the Fund.

Eaton Vance

Tax-Managed Diversified Equity Income Fund

October 31, 2023

The Fund's Investment Objectives, Principal Strategies and Principal Risks[‡] — continued

Cybersecurity Risk. With the increased use of technologies by Fund service providers to conduct business, such as the Internet, the Fund is susceptible to operational, information security and related risks. In general, cyber incidents can result from deliberate attacks or unintentional events. Cybersecurity failures by or breaches of the Fund's investment adviser or administrator and other service providers (including, but not limited to, the custodian or transfer agent), and the issuers of securities in which the Fund invests, may disrupt and otherwise adversely affect their business operations. This may result in financial losses to the Fund, impede Fund trading, interfere with the Fund's ability to calculate its net asset value, interfere with Fund shareholders' ability to transact business or cause violations of applicable privacy and other laws, regulatory fines, penalties, reputational damage, reimbursement or other compensation costs, or additional compliance costs.

Market Disruption. Global instability, war, geopolitical tensions and terrorist attacks in the United States and around the world have previously resulted, and may continue to result in market volatility and may have long-term effects on the United States and worldwide financial markets and may cause further economic uncertainties in the United States and worldwide. The Fund cannot predict the effects of significant future events on the global economy and securities markets. A similar disruption of the financial markets could impact interest rates, auctions, secondary trading, ratings, credit risk, inflation and other factors relating to the common shares.

Anti-Takeover Provisions. The Fund's Agreement and Declaration of Trust (the "Declaration of Trust") and Amended and Restated By-Laws include provisions that could have the effect of limiting the ability of other persons or entities to acquire control of the Fund or to change the composition of its Board. For example, pursuant to the Fund's Declaration of Trust, the Fund Board is divided into three classes of Trustees with each class serving for a three-year term and certain types of transactions require the favorable vote of holders of at least 75% of the outstanding shares of the Fund.

General Fund Investing Risks. The Fund is not a complete investment program and there is no guarantee that the Fund will achieve its investment objective. It is possible to lose money by investing in the Fund. An investment in the Fund is not a deposit in a bank and is not insured or guaranteed by the Federal Deposit Insurance Corporation or any other government agency.

Potential Conflicts of Interest.

As a diversified global financial services firm, Morgan Stanley, the parent company of the investment adviser, engages in a broad spectrum of activities where Morgan Stanley's interests or the interests of its clients may conflict with the interests of the Fund. Morgan Stanley advises clients and sponsors, manages or advises other investment funds and investment programs, accounts and businesses (collectively, together with any new or successor Morgan Stanley funds, programs, accounts or businesses, (other than funds, programs, accounts or businesses sponsored, managed, or advised by former direct or indirect subsidiaries of Eaton Vance Corp. ("Eaton Vance Investment Accounts")), the "MS Investment Accounts," and, together with the Eaton Vance Investment Accounts, the "Affiliated Investment Accounts") with a wide variety of investment objectives that in some instances may overlap or conflict with a Fund's investment objectives and present conflicts of interest. There is no assurance that conflicts of interest will be resolved in favor of Fund shareholders and, in fact, they may not be. Conflicts of interest not described below may also exist.

Material Non-public Information. It is expected that confidential or material non-public information regarding an investment or potential investment opportunity may become available to the investment adviser. If such information becomes available, the investment adviser may be precluded (including by applicable law or internal policies or procedures) from pursuing an investment or disposition opportunity with respect to such investment or investment opportunity. Morgan Stanley has established certain information barriers and other policies to address the sharing of information between different businesses within Morgan Stanley.

Investments by Morgan Stanley and its Affiliated Investment Accounts. In serving in multiple capacities to Affiliated Investment Accounts, Morgan Stanley, including the investment adviser and its investment teams, may have obligations to other clients or investors in Affiliated Investment Accounts, the fulfillment of which may not be in the best interests of a Fund or its shareholders. A Fund's investment objectives may overlap with the investment objectives of certain Affiliated Investment Accounts. As a result, the members of an investment team may face conflicts in the allocation of investment opportunities among a Fund and other investment funds, programs, accounts and businesses advised by or affiliated with the investment adviser. Certain Affiliated Investment Accounts may provide for higher management or incentive fees or greater expense reimbursements or overhead allocations, all of which may contribute to this conflict of interest and create an incentive for the investment adviser to favor such other accounts. To seek to reduce potential conflicts of interest and to attempt to allocate investment opportunities in a fair and equitable manner, the investment adviser has implemented allocation policies and procedures. These policies and procedures are intended to give all clients of the investment adviser, including the Fund(s), fair access to investment opportunities, consistent with the requirements of organizational documents, investment strategies, applicable laws and regulations, and the fiduciary duties of the investment adviser.

Investments by Separate Investment Departments. The entities and individuals that provide investment-related services for the Fund and certain other Eaton Vance Investment Accounts (the "Eaton Vance Investment Department") may be different from the entities and individuals that provide investment-related services to MS Investment Accounts (the "MS Investment Department" and, together with the Eaton Vance Investment Department, the "Investment Departments"). Although Morgan Stanley has implemented information barriers between the Investment Departments in accordance with internal policies and procedures, each Investment Department may engage in discussions and share information and resources with the other Investment Department on certain investment-related matters. A MS Investment Account could trade in advance of a Fund (and vice versa), might complete trades more quickly and efficiently than a Fund, and/or achieve different execution than a Fund on the same or similar investments made contemporaneously.

Eaton Vance

Tax-Managed Diversified Equity Income Fund

October 31, 2023

The Fund's Investment Objectives, Principal Strategies and Principal Risks[‡] — continued

Morgan Stanley Trading and Principal Investing Activities. Notwithstanding anything to the contrary herein, Morgan Stanley will generally conduct its sales and trading businesses, publish research and analysis, and render investment advice without regard for a Fund's holdings, although these activities could have an adverse impact on the value of one or more of the Fund's investments, or could cause Morgan Stanley to have an interest in one or more portfolio investments that is different from, and potentially adverse to, that of a Fund.

Morgan Stanley's Investment Banking and Other Commercial Activities. Morgan Stanley advises clients on a variety of mergers, acquisitions, restructuring, bankruptcy and financing transactions. Morgan Stanley may act as an advisor to clients, including other investment funds that may compete with a Fund and with respect to investments that a Fund may hold. Morgan Stanley may give advice and take action with respect to any of its clients or proprietary accounts that may differ from the advice given, or may involve an action of a different timing or nature than the action taken, by a Fund.

General Process for Potential Conflicts. All of the transactions described above involve the potential for conflicts of interest between the investment adviser, related persons of the investment adviser and/or their clients. The Investment Advisers Act of 1940, as amended (the "Advisers Act"), the Investment Company Act of 1940, as amended (the "1940 Act"), and the Employee Retirement Income Security Act, as amended ("ERISA") impose certain requirements designed to decrease the possibility of conflicts of interest between an investment adviser and its clients. In some cases, transactions may be permitted subject to fulfillment of certain conditions. Certain other transactions may be prohibited. In addition, the investment adviser has instituted policies and procedures designed to prevent conflicts of interest from arising and, when they do arise, to ensure that it effects transactions for clients in a manner that is consistent with its fiduciary duty to its clients and in accordance with applicable law.

Important Notice to Shareholders

The following information is a summary of certain changes since October 31, 2022. This information may not reflect all of the changes that have occurred since you purchased the Fund.

On January 26, 2023, the Fund's Board of Trustees voted to exempt, on a going forward basis, all prior and, until further notice, new acquisitions of Fund shares that otherwise might be deemed "Control Share Acquisitions" under the Fund's By-Laws from the Control Share Provisions of the Fund's By-Laws.

Eaton Vance

Tax-Managed Diversified Equity Income Fund

October 31, 2023

Summary of Fund Expenses

The purpose of the table below is to help you understand all fees and expenses that you, as a common shareholder, would bear directly or indirectly. The table shows Fund expenses stated as a percentage of net assets attributable to common shares, and not as a percentage of total assets.

Common shareholder transaction expenses

Sales load paid by you (as a percentage of offering price)	— ¹
Offering expenses (as a percentage of offering price)	None ²
Dividend reinvestment plan fees	\$5.00 ³

Annual expenses

	Percentage of net assets attributable to common shares ⁴
Investment adviser fee	1.00% ⁵
Other expenses	0.07
Total annual Fund operating expenses	1.07%

Example

The following Example illustrates the expenses that common shareholders would pay on a \$1,000 investment in common shares, assuming (i) total annual expenses of 1.07% of net assets attributable to common shares in years 1 through 10; (ii) a 5% annual return; and (iii) all distributions are reinvested at NAV:

1 Year	3 Years	5 Years	10 Years
\$11	\$34	\$59	\$131

The above table and example and the assumption in the example of a 5% annual return are required by regulations of the U.S. Securities and Exchange Commission ("SEC") that are applicable to all investment companies; the assumed 5% annual return is not a prediction of, and does not represent, the projected or actual performance of the Fund's common shares. In addition, while the example assumes reinvestment of all dividends and distributions at NAV, participants in the Fund's dividend reinvestment plan may receive common shares purchased or issued at a price or value different from NAV. The example does not include sales load or estimated offering costs, which would cause the expenses shown in the example to increase.

The example should not be considered a representation of past or future expenses, and the Fund's actual expenses may be greater or less than those shown. Moreover, the Fund's actual rate of return may be greater or less than the hypothetical 5% return shown in the example.

¹ If common shares are sold to or through underwriters, the Prospectus Supplement will set forth any applicable sales load.

² Eaton Vance Management ("EVM") will pay the expenses of the offering (other than the applicable commissions); therefore, offering expenses are not included in the Summary of Fund Expenses. Offering expenses generally include, but are not limited to, the preparation, review and filing with the SEC of the Fund's registration statement (including its current Prospectus Supplement, the accompanying Prospectus and Statement of Additional Information ("SAI")), the preparation, review and filing of any associated marketing or similar materials, costs associated with the printing, mailing or other distribution of its current Prospectus Supplement, the accompanying Prospectus, SAI and/or marketing materials, associated filing fees, stock exchange listing fees, and legal and auditing fees associated with the offering.

³ You will be charged a \$5.00 service charge and pay brokerage charges if you direct the plan agent to sell your common shares held in a dividend reinvestment account.

⁴ Stated as a percentage of average net assets attributable to common shares for the year ended October 31, 2023.

⁵ The investment adviser fee paid by the Fund to EVM is based on the average daily gross assets of the Fund, including all assets attributable to any form of investment leverage that the Fund may utilize. Accordingly, if the Fund were to utilize investment leverage in the future, the investment adviser fee will increase as a percentage of net assets.

Eaton Vance

Tax-Managed Diversified Equity Income Fund

October 31, 2023

Trading and NAV Information

The Fund's common shares have traded both at a premium and a discount to NAV. The Fund cannot predict whether its shares will trade in the future at a premium or discount to NAV. The provisions of the Investment Company Act of 1940, as amended (the "1940 Act"), generally require that the public offering price of common shares (less any underwriting commissions and discounts) must equal or exceed the NAV per share of a company's common stock. The issuance of common shares may have an adverse effect on prices in the secondary market for the Fund's common shares by increasing the number of common shares available, which may put downward pressure on the market price for the Fund's common shares. Shares of common stock of closed-end investment companies frequently trade at a discount from NAV.

In addition, the Fund's Board of Trustees has authorized the Fund to repurchase up to 10% of its common shares outstanding as of the last day of the prior calendar year at market prices when shares are trading at a discount to NAV. The share repurchase program does not obligate the Fund to purchase a specific amount of shares. The results of the share repurchase program are disclosed in the Fund's annual and semi-annual reports to shareholders.

The following table sets forth for each of the periods indicated the high and low closing market prices for the common shares on the New York Stock Exchange, and the corresponding NAV per share and the premium or discount to NAV per share at which the Fund's common shares were trading as of such date.

Fiscal Quarter Ended	Market Price (\$)		NAV per Share on Date of Market Price (\$)		NAV Premium/(Discount) on Date of Market Price (%)	
	High	Low	High	Low	High	Low
October 31, 2023	12.45	10.64	12.58	11.45	(1.03)	(7.07)
July 31, 2023	12.67	11.44	12.66	11.74	0.08	(2.56)
April 30, 2023	12.14	11.29	11.81	11.04	2.79	2.26
January 31, 2023	12.11	10.79	11.59	11.02	4.49	(2.09)
October 31, 2022	13.34	10.75	12.26	10.82	8.81	(0.65)
July 31, 2022	12.90	11.04	12.71	11.03	1.49	0.09
April 30, 2022	14.35	12.58	13.95	12.38	2.87	1.62
January 31, 2022	15.05	13.25	14.54	13.19	3.51	0.45

Eaton Vance

Tax-Managed Diversified Equity Income Fund

October 31, 2023

Endnotes and Additional Disclosures

† The views expressed in this report are those of the portfolio manager(s) and are current only through the date stated at the top of this page. These views are subject to change at any time based upon market or other conditions, and Eaton Vance and the Fund(s) disclaim any responsibility to update such views. These views may not be relied upon as investment advice and, because investment decisions are based on many factors, may not be relied upon as an indication of trading intent on behalf of any Eaton Vance fund. This commentary may contain statements that are not historical facts, referred to as “forward-looking statements.” The Fund’s actual future results may differ significantly from those stated in any forward-looking statement, depending on factors such as changes in securities or financial markets or general economic conditions, the volume of sales and purchases of Fund shares, the continuation of investment advisory, administrative and service contracts, and other risks discussed from time to time in the Fund’s filings with the Securities and Exchange Commission.

‡ The information contained herein is provided for informational purposes only and does not constitute a solicitation of an offer to buy or sell Fund shares. Common shares of the Fund are available for purchase and sale only at current market prices in secondary market trading.

¹ S&P 500[®] Index is an unmanaged index of large-cap stocks commonly used as a measure of U.S. stock market performance. S&P Dow Jones Indices are a product of S&P Dow Jones Indices LLC (“S&P DJI”) and have been licensed for use. S&P[®] and S&P 500[®] are registered trademarks of S&P DJI; Dow Jones[®] is a registered trademark of Dow Jones Trademark Holdings LLC (“Dow Jones”); S&P DJI, Dow Jones and their respective affiliates do not sponsor, endorse, sell or promote the Fund, will not have any liability with respect thereto and do not have any liability for any errors, omissions, or interruptions of the S&P Dow Jones Indices. Cboe S&P 500 BuyWrite IndexSM measures the performance of a hypothetical buy-write strategy on the S&P 500[®] Index. Unless otherwise stated, index returns do not reflect the effect of any applicable sales charges, commissions, expenses, taxes or leverage, as applicable. It is not possible to invest directly in an index.

² The shares of the Fund often trade at a discount or premium to their net asset value. The discount or premium may vary over time and may be higher or lower than what is quoted in this report. For up-to-date premium/discount information, please refer to <https://funds.eatonvance.com/closed-end-fund-prices.php>.

³ The Distribution Rate is based on the Fund’s last regular distribution per share in the period (annualized) divided by the Fund’s NAV or market price at the end of the period. The Fund’s distributions may be comprised of amounts characterized for federal income tax purposes as qualified and non-qualified ordinary dividends, capital gains and nondividend distributions, also known as return of capital. For additional information about nondividend distributions, please refer to Eaton Vance Closed-End Fund Distribution Notices (19a) posted on our website, eatonvance.com. The Fund will determine the federal income tax character of distributions paid to a shareholder after the end of the calendar year. This is reported on the IRS form 1099-DIV and provided to the shareholder shortly after each year-end. For information about the tax character of distributions made in prior

calendar years, please refer to Performance-Tax Character of Distributions on the Fund’s webpage available at eatonvance.com. In recent years, a significant portion of the Fund’s distributions has been characterized as a return of capital. The Fund’s distributions are determined by the investment adviser based on its current assessment of the Fund’s long-term return potential. Fund distributions may be affected by numerous factors including changes in Fund performance, the cost of financing for leverage, portfolio holdings, realized and projected returns, and other factors. As portfolio and market conditions change, the rate of distributions paid by the Fund could change.

Fund profile subject to change due to active management.

Additional Information

Dow Jones Industrial Average[®] is a price-weighted average of 30 blue-chip stocks that are generally the leaders in their industry. Nasdaq Composite Index is a market capitalization-weighted index of all domestic and international securities listed on Nasdaq. Source: Nasdaq, Inc. The information is provided by Nasdaq (with its affiliates, are referred to as the “Corporations”) and Nasdaq’s third party licensors on an “as is” basis and the Corporations make no guarantees and bear no liability of any kind with respect to the information or the Fund.

Eaton Vance

Tax-Managed Diversified Equity Income Fund

October 31, 2023

Portfolio of Investments

Common Stocks — 99.3%

Security	Shares	Value
Aerospace & Defense — 0.8%		
HEICO Corp.	88,278	\$ 13,984,118
		\$ 13,984,118
Banks — 1.8%		
JPMorgan Chase & Co. ⁽¹⁾	236,291	\$ 32,858,627
		\$ 32,858,627
Beverages — 2.0%		
PepsiCo, Inc. ⁽¹⁾	221,214	\$ 36,119,822
		\$ 36,119,822
Biotechnology — 2.2%		
AbbVie, Inc. ⁽¹⁾	289,170	\$ 40,825,021
		\$ 40,825,021
Broadline Retail — 4.7%		
Amazon.com, Inc. ⁽¹⁾⁽²⁾	647,097	\$ 86,122,140
		\$ 86,122,140
Capital Markets — 4.9%		
Intercontinental Exchange, Inc. ⁽¹⁾	309,994	\$ 33,305,755
S&P Global, Inc. ⁽¹⁾	80,544	28,134,825
Stifel Financial Corp. ⁽¹⁾	307,021	17,500,197
Tradeweb Markets, Inc., Class A	121,593	10,944,586
		\$ 89,885,363
Chemicals — 1.5%		
Linde PLC ⁽¹⁾	71,909	\$ 27,480,743
		\$ 27,480,743
Commercial Services & Supplies — 1.3%		
Veralto Corp. ⁽²⁾	89,189	\$ 6,154,041
Waste Management, Inc.	105,201	17,287,680
		\$ 23,441,721
Consumer Staples Distribution & Retail — 2.7%		
Walmart, Inc. ⁽¹⁾	308,863	\$ 50,471,303
		\$ 50,471,303

Security	Shares	Value
Containers & Packaging — 1.5%		
AptarGroup, Inc.	228,671	\$ 27,959,603
		\$ 27,959,603
Electric Utilities — 1.3%		
NextEra Energy, Inc.	424,561	\$ 24,751,906
		\$ 24,751,906
Electrical Equipment — 1.5%		
AMETEK, Inc. ⁽¹⁾	192,448	\$ 27,090,905
		\$ 27,090,905
Entertainment — 1.6%		
Netflix, Inc. ⁽¹⁾⁽²⁾	73,777	\$ 30,373,253
		\$ 30,373,253
Financial Services — 3.5%		
Mastercard, Inc., Class A ⁽¹⁾	147,188	\$ 55,394,204
Shift4 Payments, Inc., Class A ⁽²⁾	196,698	8,756,995
		\$ 64,151,199
Food Products — 0.7%		
Mondelez International, Inc., Class A ⁽¹⁾	191,800	\$ 12,699,078
		\$ 12,699,078
Ground Transportation — 1.5%		
Uber Technologies, Inc. ⁽¹⁾⁽²⁾	642,597	\$ 27,811,598
		\$ 27,811,598
Health Care Equipment & Supplies — 1.3%		
Stryker Corp.	85,973	\$ 23,231,624
		\$ 23,231,624
Health Care Providers & Services — 1.4%		
Humana, Inc.	50,629	\$ 26,513,901
		\$ 26,513,901
Hotels, Restaurants & Leisure — 0.4%		
Domino's Pizza, Inc.	24,845	\$ 8,422,207
		\$ 8,422,207
Household Products — 2.1%		
Procter & Gamble Co. (The) ⁽¹⁾	252,787	\$ 37,925,634
		\$ 37,925,634

Eaton Vance

Tax-Managed Diversified Equity Income Fund

October 31, 2023

Portfolio of Investments — continued

Security	Shares	Value
Insurance — 3.1%		
Allstate Corp. (The) ⁽¹⁾	254,277	\$ 32,580,512
Arch Capital Group, Ltd. ⁽²⁾	142,602	12,360,741
W.R. Berkley Corp.	181,135	12,212,122
		\$ 57,153,375

Interactive Media & Services — 7.5%		
Alphabet, Inc., Class C ⁽¹⁾⁽²⁾	543,699	\$ 68,125,484
Meta Platforms, Inc., Class A ⁽¹⁾⁽²⁾	230,873	69,555,109
		\$ 137,680,593

IT Services — 3.0%		
Accenture PLC, Class A ⁽¹⁾	121,531	\$ 36,105,645
Gartner, Inc. ⁽²⁾	55,275	18,353,511
		\$ 54,459,156

Life Sciences Tools & Services — 2.0%		
Danaher Corp. ⁽¹⁾	95,155	\$ 18,271,663
Thermo Fisher Scientific, Inc. ⁽¹⁾	40,921	18,200,433
		\$ 36,472,096

Machinery — 2.2%		
Caterpillar, Inc. ⁽¹⁾	118,070	\$ 26,689,723
Parker-Hannifin Corp.	35,603	13,134,303
		\$ 39,824,026

Multi-Utilities — 0.9%		
Sempra	233,510	\$ 16,352,705
		\$ 16,352,705

Oil, Gas & Consumable Fuels — 3.9%		
Chevron Corp. ⁽¹⁾	199,442	\$ 29,064,683
ConocoPhillips	197,110	23,416,668
EOG Resources, Inc. ⁽¹⁾	147,260	18,591,575
		\$ 71,072,926

Pharmaceuticals — 5.2%		
Eli Lilly & Co. ⁽¹⁾	90,297	\$ 50,018,217
Novo Nordisk A/S ADR ⁽¹⁾	298,610	28,836,768
Zoetis, Inc.	110,359	17,326,363
		\$ 96,181,348

Professional Services — 2.4%		
Booz Allen Hamilton Holding Corp.	173,081	\$ 20,757,604
TransUnion ⁽¹⁾	529,226	23,222,437
		\$ 43,980,041

Security	Shares	Value
Semiconductors & Semiconductor Equipment — 5.7%		
Analog Devices, Inc. ⁽¹⁾	143,648	\$ 22,600,140
Lam Research Corp.	20,845	12,261,446
NVIDIA Corp. ⁽¹⁾	172,300	70,263,940
		\$ 105,125,526

Software — 11.7%		
ANSYS, Inc. ⁽²⁾	63,494	\$ 17,667,840
Intuit, Inc. ⁽¹⁾	25,850	12,794,457
Microsoft Corp. ⁽¹⁾	502,207	169,801,209
Palo Alto Networks, Inc. ⁽²⁾	57,432	13,957,125
		\$ 214,220,631

Specialty Retail — 1.9%		
O'Reilly Automotive, Inc. ⁽²⁾	20,811	\$ 19,363,387
TJX Cos., Inc. (The)	170,212	14,990,571
		\$ 34,353,958

Technology Hardware, Storage & Peripherals — 8.1%		
Apple, Inc. ⁽¹⁾	867,484	\$ 148,140,243
		\$ 148,140,243

Textiles, Apparel & Luxury Goods — 2.2%		
Lululemon Athletica, Inc. ⁽²⁾	49,155	\$ 19,341,509
NIKE, Inc., Class B ⁽¹⁾	206,033	21,174,012
		\$ 40,515,521

Wireless Telecommunication Services — 0.8%		
T-Mobile US, Inc. ⁽¹⁾⁽²⁾	102,161	\$ 14,696,881
		\$ 14,696,881

Total Common Stocks (identified cost \$1,196,268,152)		\$1,822,348,792
-----------------------------------------------------------------	--	------------------------

Eaton Vance

Tax-Managed Diversified Equity Income Fund

October 31, 2023

Portfolio of Investments — continued

Short-Term Investments — 0.2%

Security	Shares	Value
Morgan Stanley Institutional Liquidity Funds - Government Portfolio, Institutional Class, 5.25% ⁽³⁾	4,156,246	\$ 4,156,246
Total Short-Term Investments (identified cost \$4,156,246)		\$ 4,156,246
Total Investments — 99.5% (identified cost \$1,200,424,398)		\$1,826,505,038
Total Written Call Options — (0.2)% (premiums received \$9,809,336)		\$ (3,176,895)
Other Assets, Less Liabilities — 0.7%		\$ 12,582,431
Net Assets — 100.0%		\$1,835,910,574

The percentage shown for each investment category in the Portfolio of Investments is based on net assets.

⁽¹⁾ Security (or a portion thereof) has been pledged as collateral for written options.

⁽²⁾ Non-income producing security.

⁽³⁾ May be deemed to be an affiliated investment company. The rate shown is the annualized seven-day yield as of October 31, 2023.

Written Call Options (Exchange-Traded) — (0.2)%

Description	Number of Contracts	Notional Amount	Exercise Price	Expiration Date	Value
S&P 500 Index	174	\$72,972,120	\$4,300	11/1/23	\$ (1,305)
S&P 500 Index	174	72,972,120	4,325	11/3/23	(10,440)
S&P 500 Index	174	72,972,120	4,375	11/6/23	(3,915)
S&P 500 Index	173	72,552,740	4,440	11/8/23	(2,595)
S&P 500 Index	174	72,972,120	4,440	11/10/23	(5,220)
S&P 500 Index	174	72,972,120	4,425	11/13/23	(10,440)
S&P 500 Index	174	72,972,120	4,420	11/15/23	(22,620)
S&P 500 Index	175	73,391,500	4,340	11/17/23	(174,125)
S&P 500 Index	174	72,972,120	4,300	11/20/23	(360,180)
S&P 500 Index	175	73,391,500	4,280	11/21/23	(504,000)
S&P 500 Index	173	72,552,740	4,210	11/22/23	(1,091,630)
S&P 500 Index	173	72,552,740	4,230	11/27/23	(990,425)
Total					\$(3,176,895)

Abbreviations:

ADR – American Depositary Receipt

Eaton Vance

Tax-Managed Diversified Equity Income Fund

October 31, 2023

Statement of Assets and Liabilities

Assets	October 31, 2023
Unaffiliated investments, at value (identified cost \$1,196,268,152)	\$1,822,348,792
Affiliated investments, at value (identified cost \$4,156,246)	4,156,246
Dividends receivable	1,379,092
Dividends receivable from affiliated investments	56,273
Receivable for investments sold	13,188,541
Receivable for premiums on written options	830,509
Tax reclaims receivable	45,424
Trustees' deferred compensation plan	212,716
Total assets	\$1,842,217,593

Liabilities

Written options outstanding, at value (premiums received \$9,809,336)	\$ 3,176,895
Due to custodian	830,509
Payable to affiliates:	
Investment adviser fee	1,582,226
Trustees' fees	9,042
Trustees' deferred compensation plan	212,716
Accrued expenses	495,631
Total liabilities	\$ 6,307,019
Net Assets	\$1,835,910,574

Sources of Net Assets

Common shares, \$0.01 par value, unlimited number of shares authorized	\$ 1,573,880
Additional paid-in capital	1,200,431,568
Distributable earnings	633,905,126
Net Assets	\$1,835,910,574

Common Shares Issued and Outstanding	157,388,026
--------------------------------------	-------------

Net Asset Value Per Common Share

Net assets ÷ common shares issued and outstanding	\$ 11.66
----------------------------------------------------------	-----------------

Eaton Vance

Tax-Managed Diversified Equity Income Fund

October 31, 2023

Statement of Operations

	Year Ended October 31, 2023
Investment Income	
Dividend income (net of foreign taxes withheld of \$203,502)	\$ 26,489,751
Dividend income from affiliated investments	581,535
Other income	1,917,391
Total investment income	\$ 28,988,677
Expenses	
Investment adviser fee	\$ 18,541,452
Trustees' fees and expenses	108,319
Custodian fee	458,992
Transfer and dividend disbursing agent fees	18,230
Legal and accounting services	130,513
Printing and postage	597,841
Miscellaneous	158,426
Total expenses	\$ 20,013,773
Deduct:	
Waiver and/or reimbursement of expenses by affiliates	\$ 18,175
Total expense reductions	\$ 18,175
Net expenses	\$ 19,995,598
Net investment income	\$ 8,993,079
Realized and Unrealized Gain (Loss)	
Net realized gain (loss):	
Investment transactions	\$138,702,491
Written options	(1,903,215)
Foreign currency transactions	(30,308)
Net realized gain	\$136,768,968
Change in unrealized appreciation (depreciation):	
Investments	\$ 36,685,304
Written options	16,858,664
Foreign currency	21,543
Net change in unrealized appreciation (depreciation)	\$ 53,565,511
Net realized and unrealized gain	\$190,334,479
Net increase in net assets from operations	\$199,327,558

Eaton Vance
Tax-Managed Diversified Equity Income Fund

October 31, 2023

Statements of Changes in Net Assets

Increase (Decrease) in Net Assets	Year Ended October 31,	
	2023	2022
From operations:		
Net investment income	\$ 8,993,079	\$ 8,967,766
Net realized gain	136,768,968	141,327,090
Net change in unrealized appreciation (depreciation)	53,565,511	(444,326,175)
Net increase (decrease) in net assets from operations	\$ 199,327,558	\$ (294,031,319)
Distributions to shareholders	\$ (151,924,121)	\$ (160,502,721)
Tax return of capital to shareholders	\$ —	\$ (13,480,842)
Capital share transactions:		
Proceeds from shelf offering, net of offering costs (see Note 5)	\$ —	\$ 30,810,540
Reinvestment of distributions	3,967,366	9,819,605
Net increase in net assets from capital share transactions	\$ 3,967,366	\$ 40,630,145
Net increase (decrease) in net assets	\$ 51,370,803	\$ (427,384,737)

Net Assets

At beginning of year	\$1,784,539,771	\$2,211,924,508
At end of year	\$1,835,910,574	\$1,784,539,771

Eaton Vance

Tax-Managed Diversified Equity Income Fund

October 31, 2023

Financial Highlights

	Year Ended October 31,				
	2023	2022	2021	2020	2019
Net asset value — Beginning of year	\$ 11.360	\$ 14.360	\$ 11.600	\$ 11.870	\$ 11.860
Income (Loss) From Operations					
Net investment income ⁽¹⁾	\$ 0.057	\$ 0.057	\$ 0.054	\$ 0.093	\$ 0.101
Net realized and unrealized gain (loss)	1.209	(1.946)	3.740	0.648	0.921
Total income (loss) from operations	\$ 1.266	\$ (1.889)	\$ 3.794	\$ 0.741	\$ 1.022
Less Distributions					
From net investment income	\$ (0.114)	\$ (0.056)	\$ (0.054)	\$ (0.093)	\$ (0.100)
From net realized gain	(0.852)	(0.973)	(0.445)	—	(0.548)
Tax return of capital	—	(0.086)	(0.538)	(0.919)	(0.364)
Total distributions	\$ (0.966)	\$ (1.115)	\$ (1.037)	\$ (1.012)	\$ (1.012)
Premium from common shares sold through shelf offering (see Note 5)⁽¹⁾	\$ —	\$ 0.004	\$ 0.003	\$ 0.001	\$ 0.000⁽²⁾
Net asset value — End of year	\$ 11.660	\$ 11.360	\$ 14.360	\$ 11.600	\$ 11.870
Market value — End of year	\$ 11.010	\$ 12.000	\$ 14.610	\$ 10.340	\$ 11.920
Total Investment Return on Net Asset Value⁽³⁾	11.53%	(13.55)%	33.85%	7.02%	9.24%
Total Investment Return on Market Value⁽³⁾	(0.39)%	(10.24)%	52.78%	(5.01)%	13.53%

Ratios/Supplemental Data

Net assets, end of year (000's omitted)	\$1,835,911	\$1,784,540	\$2,211,925	\$1,759,628	\$1,782,364
Ratios (as a percentage of average daily net assets):					
Expenses	1.07% ⁽⁴⁾	1.07% ⁽⁴⁾	1.07%	1.08%	1.07%
Net investment income	0.48%	0.45%	0.40%	0.80%	0.86%
Portfolio Turnover	63%	55%	36%	40%	57%

⁽¹⁾ Computed using average shares outstanding.

⁽²⁾ Amount is less than \$0.0005.

⁽³⁾ Returns are historical and are calculated by determining the percentage change in net asset value or market value with all distributions reinvested. Distributions are assumed to be reinvested at prices obtained under the Fund's dividend reinvestment plan.

⁽⁴⁾ Includes a reduction by the investment adviser of a portion of its adviser fee due to the Fund's investment in the Liquidity Fund (equal to less than 0.005% of average daily net assets for the years ended October 31, 2023 and 2022).

Eaton Vance

Tax-Managed Diversified Equity Income Fund

October 31, 2023

Notes to Financial Statements

1 Significant Accounting Policies

Eaton Vance Tax-Managed Diversified Equity Income Fund (the Fund) is a Massachusetts business trust registered under the Investment Company Act of 1940, as amended (the 1940 Act), as a diversified, closed-end management investment company. The Fund's primary investment objective is to provide current income and gains, with a secondary objective of capital appreciation.

The following is a summary of significant accounting policies of the Fund. The policies are in conformity with accounting principles generally accepted in the United States of America (U.S. GAAP). The Fund is an investment company and follows accounting and reporting guidance in the Financial Accounting Standards Board (FASB) Accounting Standards Codification Topic 946.

A Investment Valuation — The following methodologies are used to determine the market value or fair value of investments.

Equity Securities. Equity securities listed on a U.S. securities exchange generally are valued at the last sale or closing price on the day of valuation or, if no sales took place on such date, at the mean between the closing bid and ask prices on the exchange where such securities are principally traded. Equity securities listed on the NASDAQ National Market System are valued at the NASDAQ official closing price. Unlisted or listed securities for which closing sales prices or closing quotations are not available are valued at the mean between the latest available bid and ask prices.

Derivatives. U.S. exchange-traded options are valued at the mean between the bid and ask prices at valuation time as reported by the Options Price Reporting Authority. Non-U.S. exchange-traded options and over-the-counter options are valued by a third party pricing service using techniques that consider factors including the value of the underlying instrument, the volatility of the underlying instrument and the period of time until option expiration.

Foreign Securities and Currencies. Foreign securities and currencies are valued in U.S. dollars, based on foreign currency exchange rate quotations supplied by a third party pricing service. The pricing service uses a proprietary model to determine the exchange rate. Inputs to the model include reported trades and implied bid/ask spreads. The daily valuation of exchange-traded foreign securities generally is determined as of the close of trading on the principal exchange on which such securities trade. Events occurring after the close of trading on foreign exchanges may result in adjustments to the valuation of foreign securities to more accurately reflect their fair value as of the close of regular trading on the New York Stock Exchange. When valuing foreign equity securities that meet certain criteria, the Fund's Trustees have approved the use of a fair value service that values such securities to reflect market trading that occurs after the close of the applicable foreign markets of comparable securities or other instruments that have a strong correlation to the fair-valued securities.

Other. Investments in management investment companies (including money market funds) that do not trade on an exchange are valued at the net asset value as of the close of each business day.

Fair Valuation. In connection with Rule 2a-5 of the 1940 Act, the Trustees have designated the Fund's investment adviser as its valuation designee. Investments for which valuations or market quotations are not readily available or are deemed unreliable are valued by the investment adviser, as valuation designee, at fair value using methods that most fairly reflect the security's "fair value", which is the amount that the Fund might reasonably expect to receive for the security upon its current sale in the ordinary course. Each such determination is based on a consideration of relevant factors, which are likely to vary from one pricing context to another. These factors may include, but are not limited to, the type of security, the existence of any contractual restrictions on the security's disposition, the price and extent of public trading in similar securities of the issuer or of comparable companies or entities, quotations or relevant information obtained from broker/dealers or other market participants, information obtained from the issuer, analysts, and/or the appropriate stock exchange (for exchange-traded securities), an analysis of the company's or entity's financial statements, and an evaluation of the forces that influence the issuer and the market(s) in which the security is purchased and sold.

B Investment Transactions — Investment transactions for financial statement purposes are accounted for on a trade date basis. Realized gains and losses on investments sold are determined on the basis of identified cost.

C Income — Dividend income is recorded on the ex-dividend date for dividends received in cash and/or securities. However, if the ex-dividend date has passed, certain dividends from foreign securities are recorded as the Fund is informed of the ex-dividend date. Withholding taxes on foreign dividends and capital gains have been provided for in accordance with the Fund's understanding of the applicable countries' tax rules and rates. In consideration of recent decisions rendered by European courts, the Fund has filed additional tax reclaims for previously withheld taxes on dividends earned in certain European Union countries. These filings are subject to various administrative and judicial proceedings within these countries. During the year ended October 31, 2023, the Fund received approximately \$1,917,000 from France and Sweden for previously withheld foreign taxes and interest thereon. Such amount is included in other income on the Statement of Operations. No other amounts for additional tax reclaims are reflected in the financial statements due to the uncertainty as to the ultimate resolution of proceedings, the likelihood of receipt of these reclaims, and the potential timing of payment.

D Federal Taxes — The Fund's policy is to comply with the provisions of the Internal Revenue Code applicable to regulated investment companies and to distribute to shareholders each year substantially all of its net investment income, and all or substantially all of its net realized capital gains. Accordingly, no provision for federal income or excise tax is necessary.

As of October 31, 2023, the Fund had no uncertain tax positions that would require financial statement recognition, de-recognition, or disclosure. The Fund files a U.S. federal income tax return annually after its fiscal year-end, which is subject to examination by the Internal Revenue Service for a period of three years from the date of filing.

Eaton Vance

Tax-Managed Diversified Equity Income Fund

October 31, 2023

Notes to Financial Statements — continued

E Foreign Currency Translation — Investment valuations, other assets, and liabilities initially expressed in foreign currencies are translated each business day into U.S. dollars based upon current exchange rates. Purchases and sales of foreign investment securities and income and expenses denominated in foreign currencies are translated into U.S. dollars based upon currency exchange rates in effect on the respective dates of such transactions. Recognized gains or losses on investment transactions attributable to changes in foreign currency exchange rates are recorded for financial statement purposes as net realized gains and losses on investments. That portion of unrealized gains and losses on investments that results from fluctuations in foreign currency exchange rates is not separately disclosed.

F Use of Estimates — The preparation of the financial statements in conformity with U.S. GAAP requires management to make estimates and assumptions that affect the reported amounts of assets and liabilities at the date of the financial statements and the reported amounts of income and expense during the reporting period. Actual results could differ from those estimates.

G Indemnifications — Under the Fund's organizational documents, its officers and Trustees may be indemnified against certain liabilities and expenses arising out of the performance of their duties to the Fund. Under Massachusetts law, if certain conditions prevail, shareholders of a Massachusetts business trust (such as the Fund) could be deemed to have personal liability for the obligations of the Fund. However, the Fund's Declaration of Trust contains an express disclaimer of liability on the part of Fund shareholders and the By-laws provide that the Fund shall assume, upon request by the shareholder, the defense on behalf of any Fund shareholders. Moreover, the By-laws also provide for indemnification out of Fund property of any shareholder held personally liable solely by reason of being or having been a shareholder for all loss or expense arising from such liability. Additionally, in the normal course of business, the Fund enters into agreements with service providers that may contain indemnification clauses. The Fund's maximum exposure under these arrangements is unknown as this would involve future claims that may be made against the Fund that have not yet occurred.

H Written Options — Upon the writing of a call or a put option, the premium received by the Fund is included in the Statement of Assets and Liabilities as a liability. The amount of the liability is subsequently marked-to-market to reflect the current market value of the option written, in accordance with the Fund's policies on investment valuations discussed above. Premiums received from writing options which expire are treated as realized gains. Premiums received from writing options which are exercised or are closed are added to or offset against the proceeds or amount paid on the transaction to determine the realized gain or loss. When an index option is exercised, the Fund is required to deliver an amount of cash determined by the excess of the exercise price of the option over the value of the index (in the case of a put) or the excess of the value of the index over the exercise price of the option (in the case of a call) at contract termination. If a put option on a security is exercised, the premium reduces the cost basis of the securities purchased by the Fund. The Fund, as a writer of an option, may have no control over whether the underlying securities or other assets may be sold (call) or purchased (put) and, as a result, bears the market risk of an unfavorable change in the price of the securities or other assets underlying the written option. The Fund may also bear the risk of not being able to enter into a closing transaction if a liquid secondary market does not exist.

2 Distributions to Shareholders and Income Tax Information

Subject to its Managed Distribution Plan, the Fund makes monthly distributions from its cash available for distribution, which consists of the Fund's dividends and interest income after payment of Fund expenses, net option premiums and net realized and unrealized gains on stock investments. The Fund intends to distribute all or substantially all of its net realized capital gains. Distributions are recorded on the ex-dividend date. Distributions to shareholders are determined in accordance with income tax regulations, which may differ from U.S. GAAP. As required by U.S. GAAP, only distributions in excess of tax basis earnings and profits are reported in the financial statements as a return of capital. Permanent differences between book and tax accounting relating to distributions are reclassified to paid-in capital. For tax purposes, distributions from short-term capital gains are considered to be from ordinary income. Distributions in any year may include a substantial return of capital component.

The tax character of distributions declared for the years ended October 31, 2023 and October 31, 2022 was as follows:

	Year Ended October 31,	
	2023	2022
Ordinary income	\$ 17,910,778	\$ 8,696,981
Long-term capital gains	\$134,013,343	\$151,805,740
Tax return of capital	\$ —	\$ 13,480,842

During the year ended October 31, 2023, distributable earnings was increased by \$46,746 and paid-in capital was decreased by \$46,746 due to differences between book and tax accounting. These reclassifications had no effect on the net assets or net asset value per share of the Fund.

Eaton Vance

Tax-Managed Diversified Equity Income Fund

October 31, 2023

Notes to Financial Statements — continued

As of October 31, 2023, the components of distributable earnings (accumulated loss) on a tax basis were as follows:

Undistributed long-term capital gains	\$ 13,111,178
Net unrealized appreciation	620,793,948
Distributable earnings	\$633,905,126

The cost and unrealized appreciation (depreciation) of investments, including open derivative contracts, of the Fund at October 31, 2023, as determined on a federal income tax basis, were as follows:

Aggregate cost	\$1,205,704,612
Gross unrealized appreciation	\$ 653,765,988
Gross unrealized depreciation	(32,965,562)
Net unrealized appreciation	\$ 620,800,426

3 Investment Adviser Fee and Other Transactions with Affiliates

The investment adviser fee is earned by Eaton Vance Management (EVM), an indirect, wholly-owned subsidiary of Morgan Stanley, as compensation for investment advisory services rendered to the Fund. The fee is computed at an annual rate as a percentage of the Fund's average daily gross assets, as defined in the investment advisory agreement, as follows and is payable monthly:

Average Daily Gross Assets	Annual Fee Rate
Up to and including \$1.5 billion	1.000%
Over \$1.5 billion up to and including \$3 billion	0.980%
Over \$3 billion up to and including \$5 billion	0.960%
Over \$5 billion	0.940%

For purposes of this calculation, gross assets represent net assets plus obligations attributable to investment leverage. During the year ended October 31, 2023, the Fund had no obligations attributable to investment leverage. For the year ended October 31, 2023, the investment adviser fee amounted to \$18,541,452 or 1.00% of the Fund's average daily gross assets. The Fund may invest in a money market fund, the Institutional Class of the Morgan Stanley Institutional Liquidity Funds - Government Portfolio (the "Liquidity Fund"), an open-end management investment company managed by Morgan Stanley Investment Management Inc., a wholly-owned subsidiary of Morgan Stanley. The investment adviser fee paid by the Fund is reduced by an amount equal to its pro rata share of the advisory and administration fees paid by the Fund due to its investment in the Liquidity Fund. For the year ended October 31, 2023, the investment adviser fee paid was reduced by \$18,175 relating to the Fund's investment in the Liquidity Fund. EVM also serves as administrator of the Fund, but receives no compensation.

Trustees and officers of the Fund who are members of EVM's organization receive remuneration for their services to the Fund out of the investment adviser fee. Trustees of the Fund who are not affiliated with EVM may elect to defer receipt of all or a percentage of their annual fees in accordance with the terms of the Trustees Deferred Compensation Plan. Certain officers and Trustees of the Fund are officers of EVM.

4 Purchases and Sales of Investments

Purchases and sales of investments, other than short-term obligations, aggregated \$1,174,402,809 and \$1,323,667,636, respectively, for the year ended October 31, 2023.

5 Common Shares of Beneficial Interest and Shelf Offering

Common shares issued by the Fund pursuant to its dividend reinvestment plan for the years ended October 31, 2023 and October 31, 2022 were 338,237 and 792,491, respectively.

Eaton Vance

Tax-Managed Diversified Equity Income Fund

October 31, 2023

Notes to Financial Statements — continued

In August 2012, the Board of Trustees initially approved a share repurchase program for the Fund. Pursuant to the reauthorization of the share repurchase program by the Board of Trustees in March 2019, the Fund is authorized to repurchase up to 10% of its common shares outstanding as of the last day of the prior calendar year at market prices when shares are trading at a discount to net asset value. The share repurchase program does not obligate the Fund to purchase a specific amount of shares. There were no repurchases of common shares by the Fund for the years ended October 31, 2023 and October 31, 2022.

Pursuant to a registration statement filed with the SEC, the Fund is authorized to issue up to an additional 11,231,109 common shares through an equity shelf offering program (the “shelf offering”). Under the shelf offering, the Fund, subject to market conditions, may raise additional capital from time to time and in varying amounts and offering methods at a net price at or above the Fund’s net asset value per common share.

During the year ended October 31, 2023, there were no shares sold by the Fund pursuant to its shelf offering. During the year ended October 31, 2022, the Fund sold 2,189,858 common shares and received proceeds (net of offering costs) of \$30,810,540 through its shelf offering. The net proceeds in excess of the net asset value of the shares sold were \$681,687 for the year ended October 31, 2022. Offering costs (other than the applicable sales commissions) incurred in connection with the shelf offering were borne directly by EVM. Eaton Vance Distributors, Inc. (EVD), an affiliate of EVM, is the distributor of the Fund’s shares and is entitled to receive a sales commission from the Fund of 1.00% of the gross sales price per share, a portion of which is re-allowed to sales agents. The Fund was informed that the sales commissions retained by EVD during the year ended October 31, 2022 were \$62,244.

6 Financial Instruments

The Fund may trade in financial instruments with off-balance sheet risk in the normal course of its investing activities. These financial instruments may include written options and may involve, to a varying degree, elements of risk in excess of the amounts recognized for financial statement purposes. The notional or contractual amounts of these instruments represent the investment the Fund has in particular classes of financial instruments and do not necessarily represent the amounts potentially subject to risk. The measurement of the risks associated with these instruments is meaningful only when all related and offsetting transactions are considered. A summary of obligations under these financial instruments at October 31, 2023 is included in the Portfolio of Investments. At October 31, 2023, the Fund had sufficient cash and/or securities to cover commitments under these contracts.

The Fund is subject to equity price risk in the normal course of pursuing its investment objectives. The Fund writes index call options above the current value of the index to generate premium income. In writing index call options, the Fund in effect, sells potential appreciation in the value of the applicable index above the exercise price in exchange for the option premium received. The Fund retains the risk of loss, minus the premium received, should the value of the underlying index decline.

The fair value of open derivative instruments (not considered to be hedging instruments for accounting disclosure purposes) and whose primary underlying risk exposure is equity price risk at October 31, 2023 was as follows:

Derivative	Fair Value	
	Asset Derivative	Liability Derivative ⁽¹⁾
Written options	\$ —	\$(3,176,895)

⁽¹⁾ Statement of Assets and Liabilities location: Written options outstanding, at value.

The effect of derivative instruments (not considered to be hedging instruments for accounting disclosure purposes) on the Statement of Operations and whose primary underlying risk exposure is equity price risk for the year ended October 31, 2023 was as follows:

Derivative	Realized Gain (Loss) on Derivatives Recognized in Income ⁽¹⁾	Change in Unrealized Appreciation (Depreciation) on Derivatives Recognized in Income ⁽²⁾
Written options	\$(1,903,215)	\$16,858,664

⁽¹⁾ Statement of Operations location: Net realized gain (loss): Written options.

⁽²⁾ Statement of Operations location: Change in unrealized appreciation (depreciation): Written options.

The average number of written options contracts outstanding during the year ended October 31, 2023, which is indicative of the volume of this derivative type, was 2,128 contracts.

Eaton Vance

Tax-Managed Diversified Equity Income Fund

October 31, 2023

Notes to Financial Statements — continued

7 Affiliated Investments

At October 31, 2023, the value of the Fund's investment in funds that may be deemed to be affiliated was \$4,156,246, which represents 0.2% of the Fund's net assets. Transactions in such investments by the Fund for the year ended October 31, 2023 were as follows:

Name	Value, beginning of period	Purchases	Sales proceeds	Net realized gain (loss)	Change in unrealized appreciation (depreciation)	Value, end of period	Dividend income	Shares, end of period
Short-Term Investments								
Liquidity Fund	\$15,944,723	\$391,795,328	\$(403,583,805)	\$ —	\$ —	\$4,156,246	\$581,535	4,156,246

8 Fair Value Measurements

Under generally accepted accounting principles for fair value measurements, a three-tier hierarchy to prioritize the assumptions, referred to as inputs, is used in valuation techniques to measure fair value. The three-tier hierarchy of inputs is summarized in the three broad levels listed below.

- Level 1 – quoted prices in active markets for identical investments
- Level 2 – other significant observable inputs (including quoted prices for similar investments, interest rates, prepayment speeds, credit risk, etc.)
- Level 3 – significant unobservable inputs (including a fund's own assumptions in determining the fair value of investments)

In cases where the inputs used to measure fair value fall in different levels of the fair value hierarchy, the level disclosed is determined based on the lowest level input that is significant to the fair value measurement in its entirety. The inputs or methodology used for valuing securities are not necessarily an indication of the risk associated with investing in those securities.

At October 31, 2023, the hierarchy of inputs used in valuing the Fund's investments and open derivative instruments, which are carried at fair value, were as follows:

Asset Description	Level 1	Level 2	Level 3	Total
Common Stocks	\$ 1,822,348,792*	\$ —	\$ —	\$ 1,822,348,792
Short-Term Investments	4,156,246	—	—	4,156,246
Total Investments	\$ 1,826,505,038	\$ —	\$ —	\$ 1,826,505,038
Liability Description				
Written Call Options	\$ (3,176,895)	\$ —	\$ —	\$ (3,176,895)
Total	\$ (3,176,895)	\$ —	\$ —	\$ (3,176,895)

* The level classification by major category of investments is the same as the category presentation in the Portfolio of Investments.

Eaton Vance

Tax-Managed Diversified Equity Income Fund

October 31, 2023

Report of Independent Registered Public Accounting Firm

To the Trustees and Shareholders of Eaton Vance Tax-Managed Diversified Equity Income Fund:

Opinion on the Financial Statements and Financial Highlights

We have audited the accompanying statement of assets and liabilities of Eaton Vance Tax-Managed Diversified Equity Income Fund (the "Fund"), including the portfolio of investments, as of October 31, 2023, the related statement of operations for the year then ended, the statements of changes in net assets for each of the two years in the period then ended, the financial highlights for each of the five years in the period then ended, and the related notes. In our opinion, the financial statements and financial highlights present fairly, in all material respects, the financial position of the Fund as of October 31, 2023, and the results of its operations for the year then ended, the changes in its net assets for each of the two years in the period then ended, and the financial highlights for each of the five years in the period then ended, in conformity with accounting principles generally accepted in the United States of America.

Basis for Opinion

These financial statements and financial highlights are the responsibility of the Fund's management. Our responsibility is to express an opinion on the Fund's financial statements and financial highlights based on our audits. We are a public accounting firm registered with the Public Company Accounting Oversight Board (United States) (PCAOB) and are required to be independent with respect to the Fund in accordance with the U.S. federal securities laws and the applicable rules and regulations of the Securities and Exchange Commission and the PCAOB.

We conducted our audits in accordance with the standards of the PCAOB. Those standards require that we plan and perform the audit to obtain reasonable assurance about whether the financial statements and financial highlights are free of material misstatement, whether due to error or fraud. The Fund is not required to have, nor were we engaged to perform, an audit of its internal control over financial reporting. As part of our audits, we are required to obtain an understanding of internal control over financial reporting but not for the purpose of expressing an opinion on the effectiveness of the Fund's internal control over financial reporting. Accordingly, we express no such opinion.

Our audits included performing procedures to assess the risks of material misstatement of the financial statements and financial highlights, whether due to error or fraud, and performing procedures that respond to those risks. Such procedures included examining, on a test basis, evidence regarding the amounts and disclosures in the financial statements and financial highlights. Our audits also included evaluating the accounting principles used and significant estimates made by management, as well as evaluating the overall presentation of the financial statements and financial highlights. Our procedures included confirmation of securities owned as of October 31, 2023, by correspondence with the custodian and brokers; when replies were not received from brokers, we performed other auditing procedures. We believe that our audits provide a reasonable basis for our opinion.

/s/ Deloitte & Touche LLP
Boston, Massachusetts
December 19, 2023

We have served as the auditor of one or more Eaton Vance investment companies since 1959.

Eaton Vance

Tax-Managed Diversified Equity Income Fund

October 31, 2023

Federal Tax Information (Unaudited)

The Form 1099-DIV you receive in February 2024 will show the tax status of all distributions paid to your account in calendar year 2023. Shareholders are advised to consult their own tax adviser with respect to the tax consequences of their investment in the Fund. As required by the Internal Revenue Code and/or regulations, shareholders must be notified regarding the status of qualified dividend income for individuals, the dividends received deduction for corporations and capital gains dividends.

Qualified Dividend Income. For the fiscal year ended October 31, 2023, the Fund designates approximately \$17,910,778, or up to the maximum amount of such dividends allowable pursuant to the Internal Revenue Code, as qualified dividend income eligible for the reduced tax rate of 15%.

Dividends Received Deduction. Corporate shareholders are generally entitled to take the dividends received deduction on the portion of the Fund's dividend distribution that qualifies under tax law. For the Fund's fiscal 2023 ordinary income dividends, 100% qualifies for the corporate dividends received deduction.

Capital Gains Dividends. The Fund hereby designates as a capital gain dividend with respect to the taxable year ended October 31, 2023, \$147,124,521 or, if subsequently determined to be different, the net capital gain of such year.

Eaton Vance

Tax-Managed Diversified Equity Income Fund

October 31, 2023

Annual Meeting of Shareholders (Unaudited)

The Fund held its Annual Meeting of Shareholders on August 9, 2023. The following action was taken by the shareholders:

Proposal 1(d): The election of Alan C. Bowser, George J. Gorman, Keith Quinton and Susan J. Sutherland as Class II Trustees of the Fund for a three-year term expiring in 2026.

Nominees for Trustee	Number of Shares	
	For	Withheld
Alan C. Bowser	124,776,663	2,632,898
George J. Gorman	124,936,195	2,473,366
Keith Quinton	124,997,833	2,411,728
Susan J. Sutherland	125,196,192	2,213,369

Eaton Vance

Tax-Managed Diversified Equity Income Fund

October 31, 2023

Dividend Reinvestment Plan

The Fund offers a dividend reinvestment plan (Plan) pursuant to which shareholders automatically have distributions reinvested in common shares (Shares) of the Fund unless they elect otherwise through their investment dealer. On the distribution payment date, if the NAV per Share is equal to or less than the market price per Share plus estimated brokerage commissions, then new Shares will be issued. The number of Shares shall be determined by the greater of the NAV per Share or 95% of the market price. Otherwise, Shares generally will be purchased on the open market by Equiniti Trust Company, LLC, the Plan agent (Agent). Distributions subject to income tax (if any) are taxable whether or not Shares are reinvested.

If your Shares are in the name of a brokerage firm, bank, or other nominee, you can ask the firm or nominee to participate in the Plan on your behalf. If the nominee does not offer the Plan, you will need to request that the Fund's transfer agent re-register your Shares in your name or you will not be able to participate.

The Agent's service fee for handling distributions will be paid by the Fund. Plan participants will be charged their pro rata share of brokerage commissions on all open-market purchases.

Plan participants may withdraw from the Plan at any time by writing to the Agent at the address noted on the following page. If you withdraw, you will receive Shares in your name for all Shares credited to your account under the Plan. If a participant elects by written notice to the Agent to sell part or all of his or her Shares and remit the proceeds, the Agent is authorized to deduct a \$5.00 fee plus brokerage commissions from the proceeds.

If you wish to participate in the Plan and your Shares are held in your own name, you may complete the form on the following page and deliver it to the Agent. Any inquiries regarding the Plan can be directed to the Agent at 1-866-439-6787.

Eaton Vance
Tax-Managed Diversified Equity Income Fund

October 31, 2023

Application for Participation in Dividend Reinvestment Plan

This form is for shareholders who hold their common shares in their own names. If your common shares are held in the name of a brokerage firm, bank, or other nominee, you should contact your nominee to see if it will participate in the Plan on your behalf. If you wish to participate in the Plan, but your brokerage firm, bank, or nominee is unable to participate on your behalf, you should request that your common shares be re-registered in your own name which will enable your participation in the Plan.

The following authorization and appointment is given with the understanding that I may terminate it at any time by terminating my participation in the Plan as provided in the terms and conditions of the Plan.

Please print exact name on account

Shareholder signature

Date

Shareholder signature

Date

Please sign exactly as your common shares are registered. All persons whose names appear on the share certificate must sign.

YOU SHOULD NOT RETURN THIS FORM IF YOU WISH TO RECEIVE YOUR DISTRIBUTIONS IN CASH. THIS IS NOT A PROXY.

This authorization form, when signed, should be mailed to the following address:

Eaton Vance Tax-Managed Diversified Equity Income Fund
c/o Equiniti Trust Company, LLC
P.O. Box 922
Wall Street Station
New York, NY 10269-0560

Eaton Vance

Tax-Managed Diversified Equity Income Fund

October 31, 2023

Board of Trustees' Contract Approval

Overview of the Contract Review Process

The Investment Company Act of 1940, as amended (the "1940 Act"), provides, in substance, that the investment advisory agreement between a fund and its investment adviser will continue in effect from year-to-year only if its continuation is approved on an annual basis by a vote of the fund's board of trustees, including a majority of the trustees who are not "interested persons" of the fund ("independent trustees"), cast in person at a meeting called for the purpose of considering such approval.

At a meeting held on June 8, 2023, the Boards of Trustees/Directors (collectively, the "Board") that oversee the registered investment companies advised by Eaton Vance Management or its affiliate, Boston Management and Research (the "Eaton Vance Funds"), including a majority of the independent trustees (the "Independent Trustees"), voted to approve the continuation of existing investment advisory agreements and sub-advisory agreements¹ for each of the Eaton Vance Funds for an additional one-year period. The Board relied upon the affirmative recommendation of its Contract Review Committee, which is a committee exclusively comprised of Independent Trustees. Prior to making its recommendation, the Contract Review Committee reviewed information furnished by the adviser and sub-adviser to each of the Eaton Vance Funds (including information specifically requested by the Board) for a series of formal meetings held between April and June 2023, as well as certain additional information provided in response to specific requests from the Independent Trustees as members of the Contract Review Committee. Members of the Contract Review Committee also considered information received at prior meetings of the Board and its committees, to the extent such information was relevant to the Contract Review Committee's annual evaluation of the investment advisory agreements and sub-advisory agreements.

In connection with its evaluation of the investment advisory agreements and sub-advisory agreements, the Board considered various information relating to the Eaton Vance Funds. This included information applicable to all or groups of Eaton Vance Funds, which is referenced immediately below, and information applicable to the particular Eaton Vance Fund covered by this report (each "Eaton Vance Fund" is referred to below as a "fund"). (For funds that invest through one or more underlying portfolios, references to "each fund" in this section may include information that was considered at the portfolio-level.)

Information about Fees, Performance and Expenses

- A report from an independent data provider comparing advisory and other fees paid by each fund to such fees paid by comparable funds, as identified by the independent data provider ("comparable funds");
- A report from an independent data provider comparing each fund's total expense ratio (and its components) to those of comparable funds;
- A report from an independent data provider comparing the investment performance of each fund (including, as relevant, total return data, income data, Sharpe ratios and information ratios) to the investment performance of comparable funds and, as applicable, benchmark indices, over various time periods;
- In certain instances, data regarding investment performance relative to customized groups of peer funds and blended indices identified by the adviser in consultation with the Portfolio Management Committee of the Board (a committee exclusively comprised of Independent Trustees);
- Comparative information concerning the fees charged and services provided by the adviser and sub-adviser to each fund in managing other accounts (which may include other mutual funds, collective investment funds and institutional accounts) using investment strategies and techniques similar to those used in managing such fund(s), if any;
- Profitability analyses with respect to the adviser and sub-adviser to each of the funds;

Information about Portfolio Management and Trading

- Descriptions of the investment management services provided to each fund, as well as each of the funds' investment strategies and policies;
- The procedures and processes used to determine the value of fund assets, including, when necessary, the determination of "fair value" and actions taken to monitor and test the effectiveness of such procedures and processes;
- Information about the policies and practices of each fund's adviser and sub-adviser with respect to trading, including their processes for seeking best execution of portfolio transactions;
- Information about the allocation of brokerage transactions and the benefits, if any, received by the adviser and sub-adviser to each fund as a result of brokerage allocation, including, as applicable, information concerning the acquisition of research through client commission arrangements and policies with respect to "soft dollars";
- Data relating to the portfolio turnover rate of each fund and related information regarding active management in the context of particular strategies;

Information about each Adviser and Sub-adviser

- Reports detailing the financial results and condition of the adviser and sub-adviser to each fund;
- Information regarding the individual investment professionals whose responsibilities include portfolio management and investment research for the funds, and, for portfolio managers and certain other investment professionals, information relating to their responsibilities with respect to managing other mutual funds and investment accounts, as applicable;

¹ Not all Eaton Vance Funds have entered into a sub-advisory agreement with a sub-adviser. Accordingly, references to "sub-adviser" or "sub-advisory agreement" in this "Overview" section may not be applicable to the particular Eaton Vance Fund covered by this report.

Eaton Vance

Tax-Managed Diversified Equity Income Fund

October 31, 2023

Board of Trustees' Contract Approval — continued

- Information regarding the adviser's and its parent company's (Morgan Stanley's) efforts to retain and attract talented investment professionals, including in the context of a competitive marketplace for talent, as well as the ongoing unique environment presented by hybrid, remote and other alternative work arrangements;
- Information regarding the adviser's compensation methodology for its investment professionals and the incentives and accountability it creates, along with investment professionals' investments in the fund(s) they manage;
- The Code of Ethics of the adviser and its affiliates and the sub-adviser of each fund, together with information relating to compliance with, and the administration of, such codes;
- Policies and procedures relating to proxy voting, including regular reporting with respect to fund proxy voting activities;
- Information regarding the handling of corporate actions and class actions, as well as information regarding litigation and other regulatory matters;
- Information concerning the resources devoted to compliance efforts undertaken by the adviser and its affiliates and the sub-adviser of each fund, if any, including descriptions of their various compliance programs and their record of compliance;
- Information concerning the business continuity and disaster recovery plans of the adviser and its affiliates and the sub-adviser of each fund, if any;
- A description of Eaton Vance Management's and Boston Management and Research's oversight of sub-advisers, including with respect to regulatory and compliance issues, investment management and other matters;

Other Relevant Information

- Information regarding ongoing initiatives to further integrate and harmonize, where applicable, the investment management and other departments of the adviser and its affiliates with the overall investment management infrastructure of Morgan Stanley, in light of Morgan Stanley's acquisition of Eaton Vance Corp. on March 1, 2021;
- Information concerning the nature, cost and character of the administrative and other non-investment advisory services provided by Eaton Vance Management and its affiliates;
- Information concerning oversight of the relationship with the custodian, subcustodians, fund accountants, and other third-party service providers by the adviser and/or administrator to each of the funds;
- Information concerning efforts to implement policies and procedures with respect to various recently adopted regulations applicable to the funds, including Rule 12d1-4 (the Fund-of-Funds Rule), Rule 18f-4 (the Derivatives Rule) and Rule 2a-5 (the Fair Valuation Rule);
- For an Eaton Vance Fund structured as an exchange-listed closed-end fund, information concerning the benefits of the closed-end fund structure, as well as, where relevant, the closed-end fund's market prices (including as compared to the closed-end fund's net asset value (NAV)), trading volume data, continued use of auction preferred shares (where applicable), distribution rates and other relevant matters;
- The risks which the adviser and/or its affiliates incur in connection with the management and operation of the funds, including, among others, litigation, regulatory, entrepreneurial, and other business risks (and the associated costs of such risks); and
- The terms of each investment advisory agreement and sub-advisory agreement.

During the various meetings of the Board and its committees over the course of the year leading up to the June 8, 2023 meeting, the Board received information from portfolio managers and other investment professionals of the advisers and sub-advisers of the funds regarding investment and performance matters, and considered various investment and trading strategies used in pursuing the funds' investment objectives. The Board also received information regarding risk management techniques employed in connection with the management of the funds. The Board and its committees evaluated issues pertaining to industry and regulatory developments, compliance procedures, fund governance and other issues with respect to the funds, and received and participated in reports and presentations provided by Eaton Vance Management, Boston Management and Research and fund sub-advisers, with respect to such matters. In addition to the formal meetings of the Board and its committees, the Independent Trustees held regular teleconferences to discuss, among other topics, matters relating to the continuation of investment advisory agreements and sub-advisory agreements.

The Contract Review Committee was advised throughout the contract review process by Goodwin Procter LLP, independent legal counsel for the Independent Trustees. The members of the Contract Review Committee, with the advice of such counsel, exercised their own business judgment in determining the material factors to be considered in evaluating each investment advisory agreement and sub-advisory agreement and the weight to be given to each such factor. The conclusions reached with respect to each investment advisory agreement and sub-advisory agreement were based on a comprehensive evaluation of all the information provided and not any single factor. Moreover, each member of the Contract Review Committee may have placed varying emphasis on particular factors in reaching conclusions with respect to each investment advisory agreement and sub-advisory agreement. In evaluating each investment advisory agreement and sub-advisory agreement, including the fee structures and other terms contained in such agreements, the members of the Contract Review Committee were also informed by multiple years of analysis and discussion with the adviser and sub-adviser to each of the Eaton Vance Funds.

Results of the Contract Review Process

Based on its consideration of the foregoing, and such other information it deemed relevant, including the factors and conclusions described below, the Contract Review Committee concluded that the continuation of the investment advisory agreement between Eaton Vance Tax-Managed Diversified Equity Income Fund (the "Fund") and Eaton Vance Management (the "Adviser"), including its fee structure, is in the interests of shareholders and, therefore, recommended to the Board approval of the agreement. Based on the recommendation of the Contract Review Committee, the Board, including a majority of the Independent Trustees, voted to approve continuation of the investment advisory agreement for the Fund.

Eaton Vance

Tax-Managed Diversified Equity Income Fund

October 31, 2023

Board of Trustees' Contract Approval — continued

Nature, Extent and Quality of Services

In considering whether to approve the investment advisory agreement for the Fund, the Board evaluated the nature, extent and quality of services provided to the Fund by the Adviser.

The Board considered the Adviser's management capabilities and investment processes in light of the types of investments held by the Fund, including the education, experience and number of investment professionals and other personnel who provide portfolio management, investment research, and similar services to the Fund. In particular, the Board considered the abilities and experience of the Adviser's investment professionals in analyzing factors such as tax efficiency and special considerations relevant to investing in stocks and selling covered S&P 500 Index call options. The Board also took into account the resources dedicated to portfolio management and other services, the compensation methods of the Adviser and other factors, including the reputation and resources of the Adviser to recruit and retain highly qualified research, advisory and supervisory investment professionals. In addition, the Board considered the time and attention devoted to the Eaton Vance Funds, including the Fund, by senior management, as well as the infrastructure, operational capabilities and support staff in place to assist in the portfolio management and operations of the Fund, including the provision of administrative services. The Board also considered the business-related and other risks to which the Adviser or its affiliates may be subject in managing the Fund. The Board considered the deep experience of the Adviser and its affiliates with managing and operating funds organized as exchange-listed closed-end funds, such as the Fund. In this regard, the Board considered, among other things, the Adviser's and its affiliates' experience monitoring and assessing trading price discounts and premiums and adhering to the requirements of securities exchanges.

The Board considered the compliance programs of the Adviser and relevant affiliates thereof. The Board considered compliance and reporting matters regarding, among other things, personal trading by investment professionals, disclosure of portfolio holdings, late trading, frequent trading, portfolio valuation, business continuity and the allocation of investment opportunities. The Board also considered the responses of the Adviser and its affiliates to requests in recent years from regulatory authorities, such as the Securities and Exchange Commission and the Financial Industry Regulatory Authority.

The Board considered other administrative services provided or overseen by Eaton Vance Management and its affiliates, including transfer agency and accounting services. The Board evaluated the benefits to shareholders of investing in a fund that is a part of a large fund complex offering exposure to a variety of asset classes and investment disciplines.

After consideration of the foregoing factors, among others, the Board concluded that the nature, extent and quality of services provided by the Adviser, taken as a whole, are appropriate and consistent with the terms of the investment advisory agreement.

Fund Performance

The Board compared the Fund's investment performance to that of comparable funds identified by an independent data provider (the peer group), as well as appropriate benchmark indices and a custom peer group of similarly managed funds. The Board's review included comparative performance data with respect to the Fund for the one-, three-, five- and ten-year periods ended December 31, 2022. In this regard, the Board noted that the performance of the Fund was higher than the median performance of the Fund's peer group and custom peer group for the three-year period. The Board also noted that the performance of the Fund was higher than its secondary benchmark index and lower than its primary benchmark index for the three-year period. On the basis of the foregoing and other relevant information provided by the Adviser in response to inquiries from the Contract Review Committee, the Board concluded that the performance of the Fund was satisfactory.

Management Fees and Expenses

The Board considered contractual fee rates payable by the Fund for advisory and administrative services (referred to collectively as "management fees"). As part of its review, the Board considered the Fund's management fees and total expense ratio for the one-year period ended December 31, 2022, as compared to those of comparable funds, before and after giving effect to any undertaking to waive fees or reimburse expenses. The Board also considered certain Fund specific factors that had an impact on the Fund's total expense ratio relative to comparable funds, as identified by management in response to inquiries from the Contract Review Committee.

After considering the foregoing information, and in light of the nature, extent and quality of the services provided by the Adviser, the Board concluded that the management fees charged for advisory and related services are reasonable.

Profitability and "Fall-Out" Benefits

The Board considered the level of profits realized by the Adviser and relevant affiliates thereof in providing investment advisory and administrative services to the Fund and to all Eaton Vance Funds as a group. The Board considered the level of profits realized without regard to marketing support or other payments by the Adviser and its affiliates to third parties in respect of distribution or other services.

The Board concluded that, in light of the foregoing factors and the nature, extent and quality of the services rendered, the profits realized by the Adviser and its affiliates are deemed not to be excessive.

Eaton Vance

Tax-Managed Diversified Equity Income Fund

October 31, 2023

Board of Trustees' Contract Approval — continued

The Board also considered direct or indirect fall-out benefits received by the Adviser and its affiliates in connection with their respective relationships with the Fund, including the benefits of research services that may be available to the Adviser as a result of securities transactions effected for the Fund and other investment advisory clients.

Economies of Scale

In reviewing management fees and profitability, the Board also considered the extent to which the Adviser and its affiliates, on the one hand, and the Fund, on the other hand, can expect to realize benefits from economies of scale as the assets of the Fund increase. The Board acknowledged the difficulty in accurately measuring the benefits resulting from economies of scale, if any, with respect to the management of any specific fund or group of funds. The Board reviewed data summarizing the increases and decreases in the assets of the Fund and of all Eaton Vance Funds as a group over various time periods, and evaluated the extent to which the total expense ratio of the Fund and the profitability of the Adviser and its affiliates may have been affected by such increases or decreases. Based upon the foregoing, the Board concluded that the Fund currently shares in the benefits from economies of scale, if any, when they are realized by the Adviser. The Board also considered the fact that the Fund is not continuously offered in the same manner as an open-end fund and that the Fund is authorized to issue additional common shares through a shelf offering. The Board also concluded that the structure of the advisory fee, which includes breakpoints at several asset levels, will allow the Fund to continue to benefit from any economies of scale in the future.

Eaton Vance

Tax-Managed Diversified Equity Income Fund

October 31, 2023

Management and Organization

Fund Management. The Board of Trustees of the Fund (the “Board”) is responsible for the overall management and supervision of the affairs of the Fund. The Board members and officers of the Fund are listed below. Except as indicated, each individual has held the office shown or other offices in the same company for the last five years. Each Trustee holds office until the annual meeting for the year in which his or her term expires and until his or her successor is elected and qualified, subject to a prior death, resignation, retirement, disqualification or removal. Under the terms of the Fund’s current Trustee retirement policy, an Independent Trustee must retire and resign as a Trustee on the earlier of: (i) the first day of July following his or her 74th birthday; or (ii), with limited exception, December 31st of the 20th year in which he or she has served as a Trustee. However, if such retirement and resignation would cause the Fund to be out of compliance with Section 16 of the 1940 Act or any other regulations or guidance of the Securities and Exchange Commission, then such retirement and resignation will not become effective until such time as action has been taken for the Fund to be in compliance therewith. The “noninterested Trustees” consist of those Trustees who are not “interested persons” of the Fund, as that term is defined under the 1940 Act. The business address of each Board member and officer is Two International Place, Boston, Massachusetts 02110. As used below, “BMR” refers to Boston Management and Research, “EV” refers to EV LLC, “EVM” refers to Eaton Vance Management, “MSIM” refers to Morgan Stanley Investment Management Inc. and “EVD” refers to Eaton Vance Distributors, Inc. EV is the trustee of each of EVM and BMR. Each of EVM, BMR, EVD and EV are indirect, wholly owned subsidiaries of Morgan Stanley. Each officer affiliated with EVM may hold a position with other EVM affiliates that is comparable to his or her position with EVM listed below. Each Trustee oversees 127 funds in the Eaton Vance fund complex (including both funds and portfolios in a hub and spoke structure).

Name and Year of Birth	Fund Position(s)	Length of Service	Principal Occupation(s) and Other Directorships During Past Five Years and Other Relevant Experience
Interested Trustee			
Anchal Pachnanda ⁽¹⁾ 1980	Class III Trustee	Until 2024. 3 years. Since 2023.	Co-Head of Strategy of MSIM (since 2019). Formerly, Head of Strategy of MSIM (2017-2019). Ms. Pachnanda is an interested person because of her position with MSIM, which is an affiliate of the Fund. Other Directorships. None.
Noninterested Trustees			
Alan C. Bowser ⁽²⁾ 1962	Class II Trustee	Until 2026. 3 years. Since 2023.	Private investor. Formerly, Chief Diversity Officer, Partner and a member of the Operating Committee, and formerly served as Senior Advisor on Diversity and Inclusion for the firm’s chief executive officer, Co-Head of the Americas Region, and Senior Client Advisor of Bridgewater Associates, an asset management firm (2011- 2023). Other Directorships. Independent Director of Stout Risius Ross (a middle market professional services advisory firm) (since 2021).
Mark R. Fetting 1954	Class III Trustee	Until 2024. 3 years. Since 2016.	Private investor. Formerly held various positions at Legg Mason, Inc. (investment management firm) (2000-2012), including President, Chief Executive Officer, Director and Chairman (2008-2012), Senior Executive Vice President (2004-2008) and Executive Vice President (2001-2004). Formerly, President of Legg Mason family of funds (2001-2008). Formerly, Division President and Senior Officer of Prudential Financial Group, Inc. and related companies (investment management firm) (1991-2000). Other Directorships. None.
Cynthia E. Frost 1961	Class I Trustee	Until 2025. 3 years. Since 2014.	Private investor. Formerly, Chief Investment Officer of Brown University (university endowment) (2000-2012). Formerly, Portfolio Strategist for Duke Management Company (university endowment manager) (1995-2000). Formerly, Managing Director, Cambridge Associates (investment consulting company) (1989-1995). Formerly, Consultant, Bain and Company (management consulting firm) (1987-1989). Formerly, Senior Equity Analyst, BA Investment Management Company (1983-1985). Other Directorships. None.
George J. Gorman 1952	Chairperson of the Board and Class II Trustee	Until 2026. 3 years. Chairperson of the Board since 2021 and Trustee since 2014.	Principal at George J. Gorman LLC (consulting firm). Formerly, Senior Partner at Ernst & Young LLP (a registered public accounting firm) (1974-2009). Other Directorships. None.

Eaton Vance

Tax-Managed Diversified Equity Income Fund

October 31, 2023

Management and Organization — continued

Name and Year of Birth	Fund Position(s)	Length of Service	Principal Occupation(s) and Other Directorships During Past Five Years and Other Relevant Experience
Noninterested Trustees (continued)			
Valerie A. Mosley 1960	Class III Trustee	Until 2024. 3 years. Since 2014.	Chairwoman and Chief Executive Officer of Valmo Ventures (a consulting and investment firm). Founder of Upward Wealth, Inc., dba BrightUp, a fintech platform. Formerly, Partner and Senior Vice President, Portfolio Manager and Investment Strategist at Wellington Management Company, LLP (investment management firm) (1992-2012). Formerly, Chief Investment Officer, PG Corbin Asset Management (1990-1992). Formerly worked in institutional corporate bond sales at Kidder Peabody (1986-1990). Other Directorships. Director of DraftKings, Inc. (digital sports entertainment and gaming company) (since September 2020). Director of Envestnet, Inc. (provider of intelligent systems for wealth management and financial wellness) (since 2018). Formerly, Director of Dynex Capital, Inc. (mortgage REIT) (2013-2020) and Director of Groupon, Inc. (e-commerce provider) (2020-2022).
Keith Quinton 1958	Class II Trustee	Until 2026. 3 years. Since 2018.	Private investor, researcher and lecturer. Formerly, Independent Investment Committee Member at New Hampshire Retirement System (2017-2021). Formerly, Portfolio Manager and Senior Quantitative Analyst at Fidelity Investments (investment management firm) (2001-2014). Other Directorships. Formerly, Director (2016-2021) and Chairman (2019-2021) of New Hampshire Municipal Bond Bank.
Marcus L. Smith 1966	Class III Trustee	Until 2024. 3 years. Since 2018.	Private investor and independent corporate director. Formerly, Chief Investment Officer, Canada (2012-2017), Chief Investment Officer, Asia (2010-2012), Director of Asian Research (2004-2010) and portfolio manager (2001-2017) at MFS Investment Management (investment management firm). Other Directorships. Director of First Industrial Realty Trust, Inc. (an industrial REIT) (since 2021). Director of MSCI Inc. (global provider of investment decision support tools) (since 2017). Formerly, Director of DCT Industrial Trust Inc. (logistics real estate company) (2017-2018).
Susan J. Sutherland 1957	Class II Trustee	Until 2026. 3 years. Since 2015.	Private investor. Director of Ascot Group Limited and certain of its subsidiaries (insurance and reinsurance) (since 2017). Formerly, Director of Hagerty Holding Corp. (insurance) (2015-2018) and Montpelier Re Holdings Ltd. (insurance and reinsurance) (2013-2015). Formerly, Associate, Counsel and Partner at Skadden, Arps, Slate, Meagher & Flom LLP (law firm) (1982-2013). Other Directorships. Formerly, Director of Kairos Acquisition Corp. (insurance/InsurTech acquisition company) (2021-2023).
Scott E. Wennerholm 1959	Class I Trustee	Until 2025. 3 years. Since 2016.	Private investor. Formerly, Trustee at Wheelock College (postsecondary institution) (2012-2018). Formerly, Consultant at GF Parish Group (executive recruiting firm) (2016-2017). Formerly, Chief Operating Officer and Executive Vice President at BNY Mellon Asset Management (investment management firm) (2005-2011). Formerly, Chief Operating Officer and Chief Financial Officer at Natixis Global Asset Management (investment management firm) (1997-2004). Formerly, Vice President at Fidelity Investments Institutional Services (investment management firm) (1994-1997). Other Directorships. None.
Nancy A. Wiser 1967	Class I Trustee	Until 2025. 3 years. Since 2022.	Formerly, Executive Vice President and the Global Head of Operations at Wells Fargo Asset Management (2011-2021). Other Directorships. None.
Name and Year of Birth	Fund Position(s)	Length of Service	Principal Occupation(s) During Past Five Years
Principal Officers who are not Trustees			
R. Kelly Williams, Jr. 1971	President	Since 2023	President and Chief Operating Officer of Atlanta Capital Management Company, LLC. Officer of 21 registered investment companies managed by Eaton Vance or BMR.
Deidre E. Walsh 1971	Vice President and Chief Legal Officer	Since 2009	Vice President of EVM and BMR. Also Vice President of CRM.
James F. Kirchner 1967	Treasurer	Since 2007	Vice President of EVM and BMR. Also Vice President of CRM.

Eaton Vance

Tax-Managed Diversified Equity Income Fund

October 31, 2023

Management and Organization — continued

Name and Year of Birth	Fund Position(s)	Length of Service	Principal Occupation(s) During Past Five Years
Principal Officers who are not Trustees (continued)			
Nicholas S. Di Lorenzo 1987	Secretary	Since 2022	Formerly, associate (2012-2021) and counsel (2022) at Dechert LLP.
Richard F. Froio 1968	Chief Compliance Officer	Since 2017	Vice President of EVM and BMR since 2017. Formerly, Deputy Chief Compliance Officer (Adviser/Funds) and Chief Compliance Officer (Distribution) at PIMCO (2012-2017) and Managing Director at BlackRock/Barclays Global Investors (2009-2012).

⁽¹⁾ Ms. Pachnanda began serving as Trustee effective April 1, 2023.

⁽²⁾ Mr. Bowser began serving as Trustee effective January 4, 2023.

FACTS	WHAT DOES EATON VANCE DO WITH YOUR PERSONAL INFORMATION?																																
Why?	Financial companies choose how they share your personal information. Federal law gives consumers the right to limit some but not all sharing. Federal law also requires us to tell you how we collect, share, and protect your personal information. Please read this notice carefully to understand what we do.																																
What?	The types of personal information we collect and share depend on the product or service you have with us. This information can include: <ul style="list-style-type: none"> ▪ Social Security number and income ▪ investment experience and risk tolerance ▪ checking account number and wire transfer instructions 																																
How?	All financial companies need to share customers' personal information to run their everyday business. In the section below, we list the reasons financial companies can share their customers' personal information; the reasons Eaton Vance chooses to share; and whether you can limit this sharing.																																
<table border="1" style="width: 100%; border-collapse: collapse;"> <thead> <tr> <th style="width: 65%;">Reasons we can share your personal information</th> <th style="width: 15%;">Does Eaton Vance share?</th> <th style="width: 20%;">Can you limit this sharing?</th> </tr> </thead> <tbody> <tr> <td>For our everyday business purposes — such as to process your transactions, maintain your account(s), respond to court orders and legal investigations, or report to credit bureaus</td> <td style="text-align: center;">Yes</td> <td style="text-align: center;">No</td> </tr> <tr> <td>For our marketing purposes — to offer our products and services to you</td> <td style="text-align: center;">Yes</td> <td style="text-align: center;">No</td> </tr> <tr> <td>For joint marketing with other financial companies</td> <td style="text-align: center;">No</td> <td style="text-align: center;">We don't share</td> </tr> <tr> <td>For our investment management affiliates' everyday business purposes — information about your transactions, experiences, and creditworthiness</td> <td style="text-align: center;">Yes</td> <td style="text-align: center;">Yes</td> </tr> <tr> <td>For our affiliates' everyday business purposes — information about your transactions and experiences</td> <td style="text-align: center;">Yes</td> <td style="text-align: center;">No</td> </tr> <tr> <td>For our affiliates' everyday business purposes — information about your creditworthiness</td> <td style="text-align: center;">No</td> <td style="text-align: center;">We don't share</td> </tr> <tr> <td>For our investment management affiliates to market to you</td> <td style="text-align: center;">Yes</td> <td style="text-align: center;">Yes</td> </tr> <tr> <td>For our affiliates to market to you</td> <td style="text-align: center;">No</td> <td style="text-align: center;">We don't share</td> </tr> <tr> <td>For nonaffiliates to market to you</td> <td style="text-align: center;">No</td> <td style="text-align: center;">We don't share</td> </tr> </tbody> </table>				Reasons we can share your personal information	Does Eaton Vance share?	Can you limit this sharing?	For our everyday business purposes — such as to process your transactions, maintain your account(s), respond to court orders and legal investigations, or report to credit bureaus	Yes	No	For our marketing purposes — to offer our products and services to you	Yes	No	For joint marketing with other financial companies	No	We don't share	For our investment management affiliates' everyday business purposes — information about your transactions, experiences, and creditworthiness	Yes	Yes	For our affiliates' everyday business purposes — information about your transactions and experiences	Yes	No	For our affiliates' everyday business purposes — information about your creditworthiness	No	We don't share	For our investment management affiliates to market to you	Yes	Yes	For our affiliates to market to you	No	We don't share	For nonaffiliates to market to you	No	We don't share
Reasons we can share your personal information	Does Eaton Vance share?	Can you limit this sharing?																															
For our everyday business purposes — such as to process your transactions, maintain your account(s), respond to court orders and legal investigations, or report to credit bureaus	Yes	No																															
For our marketing purposes — to offer our products and services to you	Yes	No																															
For joint marketing with other financial companies	No	We don't share																															
For our investment management affiliates' everyday business purposes — information about your transactions, experiences, and creditworthiness	Yes	Yes																															
For our affiliates' everyday business purposes — information about your transactions and experiences	Yes	No																															
For our affiliates' everyday business purposes — information about your creditworthiness	No	We don't share																															
For our investment management affiliates to market to you	Yes	Yes																															
For our affiliates to market to you	No	We don't share																															
For nonaffiliates to market to you	No	We don't share																															
To limit our sharing	Call toll-free 1-800-262-1122 or email: EVPrivacy@eatonvance.com Please note: If you are a <i>new</i> customer, we can begin sharing your information 30 days from the date we sent this notice. When you are <i>no longer</i> our customer, we continue to share your information as described in this notice. However, you can contact us at any time to limit our sharing.																																
Questions?	Call toll-free 1-800-262-1122 or email: EVPrivacy@eatonvance.com																																

Page 2

Who we are	
Who is providing this notice?	Eaton Vance Management, Eaton Vance Distributors, Inc., Eaton Vance Trust Company, Eaton Vance Management (International) Limited, Eaton Vance Advisers International Ltd., Eaton Vance Global Advisors Limited, Eaton Vance Management's Real Estate Investment Group, Boston Management and Research, Calvert Research and Management, Eaton Vance and Calvert Fund Families and our investment advisory affiliates ("Eaton Vance") (see Investment Management Affiliates definition below)
What we do	
How does Eaton Vance protect my personal information?	To protect your personal information from unauthorized access and use, we use security measures that comply with federal law. These measures include computer safeguards and secured files and buildings. We have policies governing the proper handling of customer information by personnel and requiring third parties that provide support to adhere to appropriate security standards with respect to such information.
How does Eaton Vance collect my personal information?	<p>We collect your personal information, for example, when you</p> <ul style="list-style-type: none"> ▪ open an account or make deposits or withdrawals from your account ▪ buy securities from us or make a wire transfer ▪ give us your contact information <p>We also collect your personal information from others, such as credit bureaus, affiliates, or other companies.</p>
Why can't I limit all sharing?	<p>Federal law gives you the right to limit only</p> <ul style="list-style-type: none"> ▪ sharing for affiliates' everyday business purposes — information about your creditworthiness ▪ affiliates from using your information to market to you ▪ sharing for nonaffiliates to market to you <p>State laws and individual companies may give you additional rights to limit sharing. See below for more on your rights under state law.</p>
Definitions	
Investment Management Affiliates	Eaton Vance Investment Management Affiliates include registered investment advisers, registered broker-dealers, and registered and unregistered funds. Investment Management Affiliates does not include entities associated with Morgan Stanley Wealth Management, such as Morgan Stanley Smith Barney LLC and Morgan Stanley & Co.
Affiliates	<p>Companies related by common ownership or control. They can be financial and nonfinancial companies.</p> <ul style="list-style-type: none"> ▪ <i>Our affiliates include companies with a Morgan Stanley name and financial companies such as Morgan Stanley Smith Barney LLC and Morgan Stanley & Co.</i>
Nonaffiliates	<p>Companies not related by common ownership or control. They can be financial and nonfinancial companies.</p> <ul style="list-style-type: none"> ▪ <i>Eaton Vance does not share with nonaffiliates so they can market to you.</i>
Joint marketing	<p>A formal agreement between nonaffiliated financial companies that together market financial products or services to you.</p> <ul style="list-style-type: none"> ▪ <i>Eaton Vance doesn't jointly market.</i>
Other important information	
<p>Vermont: Except as permitted by law, we will not share personal information we collect about Vermont residents with Nonaffiliates unless you provide us with your written consent to share such information.</p> <p>California: Except as permitted by law, we will not share personal information we collect about California residents with Nonaffiliates and we will limit sharing such personal information with our Affiliates to comply with California privacy laws that apply to us.</p>	

Eaton Vance Funds

IMPORTANT NOTICES

Delivery of Shareholder Documents. The Securities and Exchange Commission (SEC) permits funds to deliver only one copy of shareholder documents, including prospectuses, proxy statements and shareholder reports, to fund investors with multiple accounts at the same residential or post office box address. This practice is often called “householding” and it helps eliminate duplicate mailings to shareholders. *Equiniti Trust Company, LLC (“EQ”), the closed-end funds transfer agent, or your financial intermediary, may household the mailing of your documents indefinitely unless you instruct EQ, or your financial intermediary, otherwise.* If you would prefer that your Eaton Vance documents not be househanded, please contact EQ or your financial intermediary. Your instructions that householding not apply to delivery of your Eaton Vance documents will typically be effective within 30 days of receipt by EQ or your financial intermediary.

Portfolio Holdings. Each Eaton Vance Fund and its underlying Portfolio(s) (if applicable) files a schedule of portfolio holdings on Part F to Form N-PORT with the SEC. Certain information filed on Form N-PORT may be viewed on the Eaton Vance website at www.eatonvance.com, by calling Eaton Vance at 1-800-262-1122 or in the EDGAR database on the SEC’s website at www.sec.gov.

Proxy Voting. From time to time, funds are required to vote proxies related to the securities held by the funds. The Eaton Vance Funds or their underlying Portfolios (if applicable) vote proxies according to a set of policies and procedures approved by the Funds’ and Portfolios’ Boards. You may obtain a description of these policies and procedures and information on how the Funds or Portfolios voted proxies relating to portfolio securities during the most recent 12-month period ended June 30, without charge, upon request, by calling 1-800-262-1122 and by accessing the SEC’s website at www.sec.gov.

Share Repurchase Program. The Fund’s Board of Trustees has approved a share repurchase program authorizing the Fund to repurchase up to 10% of its common shares outstanding as of the last day of the prior calendar year in open-market transactions at a discount to net asset value. The repurchase program does not obligate the Fund to purchase a specific amount of shares. The Fund’s repurchase activity, including the number of shares purchased, average price and average discount to net asset value, is disclosed in the Fund’s annual and semi-annual reports to shareholders.

Additional Notice to Shareholders. If applicable, a Fund may also redeem or purchase its outstanding preferred shares in order to maintain compliance with regulatory requirements, borrowing or rating agency requirements or for other purposes as it deems appropriate or necessary.

Closed-End Fund Information. Eaton Vance closed-end funds make fund performance data and certain information about portfolio characteristics available on the Eaton Vance website shortly after the end of each month. Other information about the funds is available on the website. The funds’ net asset value per share is readily accessible on the Eaton Vance website. Portfolio holdings for the most recent month-end are also posted to the website approximately 30 days following the end of the month. This information is available at www.eatonvance.com on the fund information pages under “Closed-End Funds & Term Trusts.”

Investment Adviser and Administrator

Eaton Vance Management

Two International Place
Boston, MA 02110

Independent Registered Public Accounting Firm

Deloitte & Touche LLP

200 Berkeley Street
Boston, MA 02116-5022

Custodian

State Street Bank and Trust Company

One Congress Street, Suite 1
Boston, MA 02114-2016

Fund Offices

Two International Place
Boston, MA 02110

Transfer Agent

Equiniti Trust Company, LLC

6201 15th Avenue
Brooklyn, NY 11219

